



Città di Vigevano

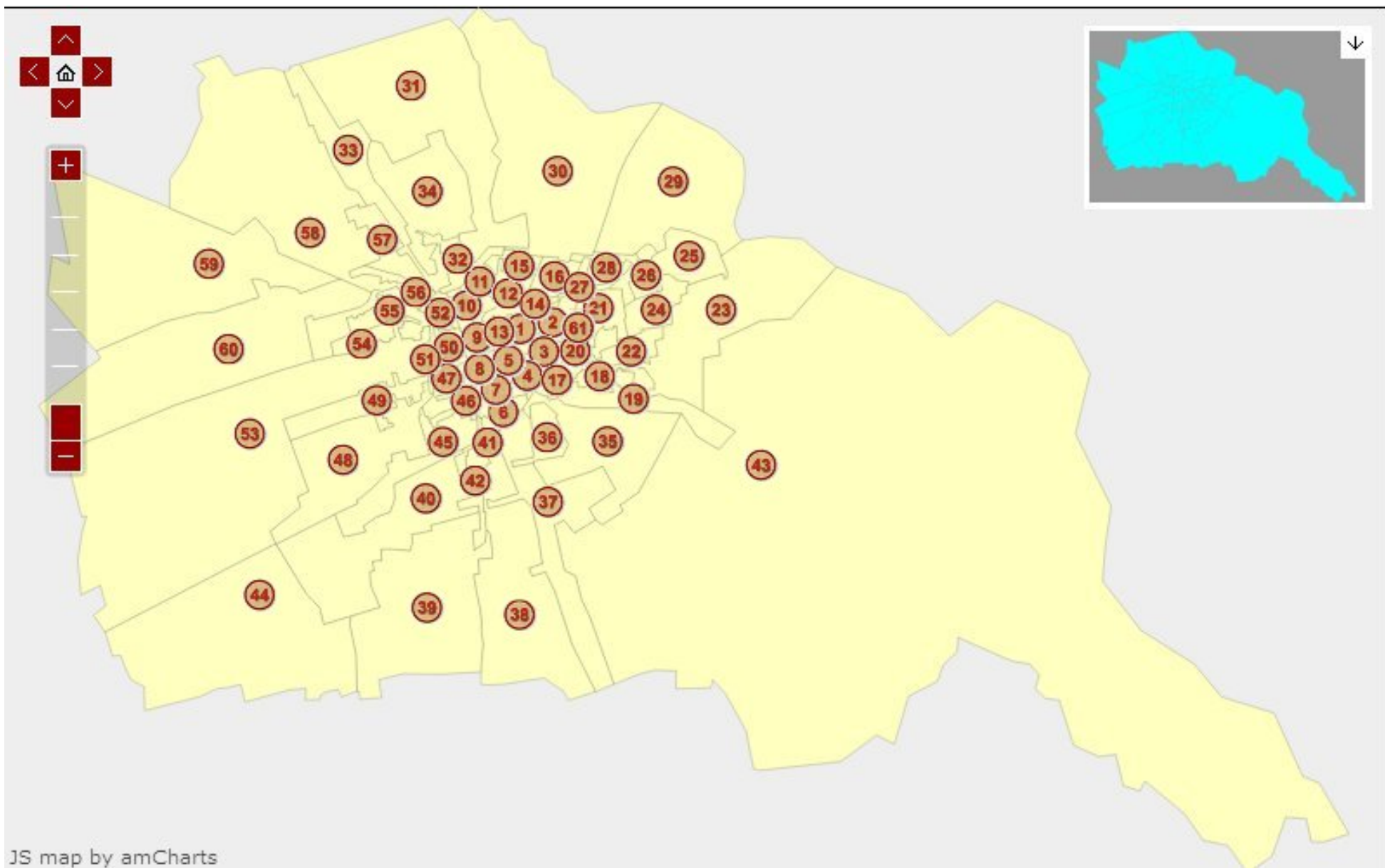


Elezioni Comunali

31 maggio 2015

ELENCO DELLE SEZIONI ELETTORALI

Sez.	Indirizzo
1	Sc.Elem. REGINA MARGHERITA - P.za Vittorio Veneto 16
2	Sc.Elem. REGINA MARGHERITA - P.za Vittorio Veneto 16
3	Sc.Elem. REGINA MARGHERITA - P.za Vittorio Veneto 16
4	Sc.Elem. REGINA MARGHERITA - P.za Vittorio Veneto 16
5	Sc.Elem. REGINA MARGHERITA - P.za Vittorio Veneto 16
6	Sc.Elem. A.BOTTO - Via S.Maria 58
7	Sc.Elem. A.BOTTO - Via S.Maria 58
8	Sc.Elem. VIDARI - Via Diaz 5
9	Sc.Elem. VIDARI - Via Diaz 5
10	Sc.Elem. VIDARI - Via Diaz 5
11	Sc.Elem. VIDARI - Via Diaz 5
12	Sc.Elem. REGINA MARGHERITA - P.za Vittorio Veneto 16
13	Sc.Elem. VIDARI - Via Diaz 5
14	Sc.Elem. REGINA MARGHERITA - P.za Vittorio Veneto 16
15	Sc.Elem. REGINA MARGHERITA - P.za Vittorio Veneto 16
16	Sc.Elem. REGINA MARGHERITA - P.za Vittorio Veneto 16
17	Sc.Elem. MARAZZANI - Via A.Gramsci 21/5
18	Sc.Elem. MARAZZANI - Via A.Gramsci 21/5
19	Sc.Elem. MARAZZANI - Via A.Gramsci 21/5
20	Sc.Elem. REGINA MARGHERITA - P.za Vittorio Veneto 16
21	Sc.Elem. DE AMICIS - V.le Liberta' 50
22	Sc.Elem. DE AMICIS - V.le Liberta' 50
23	Sc.Elem. DE AMICIS - V.le Liberta' 50
24	Sc.Elem. DE AMICIS - V.le Liberta' 50
25	Sc.Elem. DE AMICIS - V.le Liberta' 50
26	Sc.Elem. DE AMICIS - V.le Liberta' 50
27	Sc.Elem. DE AMICIS - V.le Liberta' 50
28	Sc.Elem. DE AMICIS - V.le Liberta' 50
29	Sc.Elem. DE AMICIS - V.le Liberta' 50
30	Sc.Elem. DON MILANI - Via Mondetti 5
31	Sc.Elem. DON MILANI - Via Mondetti 5
32	Sc.Elem. RAMELLA - Via A.Botto 2
33	Sc.Elem. RAMELLA - Via A.Botto 2
34	Sc.Elem. RAMELLA - Via A.Botto 2
35	Sc.Elem. MARAZZANI - Via A.Gramsci 21/5
36	Sc.Elem. MARAZZANI - Via A.Gramsci 21/5
37	Sc.Elem. A.BOTTO - Via S.Maria 58
38	Sc.Elem. A.BOTTO - Via S.Maria 58
39	Sc.Elem. A.BOTTO - Via S.Maria 58
40	Sc.Media BRAMANTE - Via Valletta Fogliano 59
41	Sc.Elem. A.BOTTO - Via S.Maria 58
42	Sc.Elem. A.BOTTO - Via S.Maria 58
43	Sc.Elem. SFORZESCA - Via Ronchi 5
44	Sc.Elem. MORSELLA - Str. Cimitero Morsella 15
45	Sc.Media BRAMANTE - Via Valletta Fogliano 59
46	Sc.Media BRAMANTE - Via Valletta Fogliano 59
47	Sc.Elem. VIDARI - Via Diaz 5
48	Sc.Media BRAMANTE - Via Valletta Fogliano 59
49	Sc.Media BRAMANTE - Via Valletta Fogliano 59
50	Sc.Elem. VIDARI - Via Diaz 5
51	Sc.Elem. VIDARI - Via Diaz 5
52	Sc.Elem. VIDARI - Via Diaz 5
53	Sc.Media BRAMANTE - Via Valletta Fogliano 59
54	Sc.Elem. RAMELLA - Via A.Botto 2
55	Sc.Elem. RAMELLA - Via A.Botto 2
56	Sc.Elem. RAMELLA - Via A.Botto 2
57	Sc.Elem. RAMELLA - Via A.Botto 2
58	Sc.Elem. RAMELLA - Via A.Botto 2
59	Sc.Elem. A.NEGRI - Fr.Piccolini - Vicolo Scuole 2
60	Sc.Elem. A.NEGRI - Fr.Piccolini - Vicolo Scuole 2
61	Ospedale Civile - C.so Milano 19



SEGRETARIO GENERALE

Cav.Uff. Dott. Giacomo ROSSI

Settore Servizi alla città e valorizzazione culturale

Dott.ssa Laura GENZINI – Dirigente

Armando FERRARI
Responsabile Ufficio Elettorale

CENTRO ELABORAZIONE DATI ELETTORALI

Oscar BARACCHI
Esperto di informatica - Responsabile Servizio Informatico – *Direzione e sviluppo sw*

Coordinamento elaborazione, visualizzazione, stampa e pubblicazione su Internet dei risultati

Lorenza Ciprandi
Roberto Manzo
Francesco Venuto
Marco Tediosi

Elaborazione Dati

Addetti al data-entry afflussi e voti

Roberta Matti
Isabella Guariento
Marcello Zanetti

Addetti al data-entry preferenze

Veronica Campoli
Silvia Canova
Elena Cesani
Riccardo Cinà
Anna Maria Crotti
Rosa DePaoli
Sibilla Facoetti
Rosa Garlaschini
Elisa Gazzi
Stefano Sartoris
Mariangela Soria

Comunicazioni alla Prefettura ed all'Ufficio Elettorale

Coordinamento

Giuseppina Bonardi

Raccolta telefonica dei dati

Francesca Camasso
Simona Canazza
Carla Gandolfi
Paola Guarese
Graziella Gosatti

Raccolta verbali

Giuseppe Figgiaconi
Lucia Lobascio

Settore Servizi alla città e valorizzazione culturale

Dott.ssa Laura GENZINI - *Dirigente*

SERVIZIO DEMOGRAFICO

Mariella TRAVAGLINO
Responsabile Servizio

Ufficio Elettorale

Armando FERRARI – Romina CASELLATO
Responsabili

Mario Busi
Silvia Canoca
Barbara Del Frate
Luigina Fiume
Anna Pancera
Giulia Pezzaglia
Sara Torti
Marcella Trivarelli
Rosa Uccelli

Ufficio Anagrafe e URP

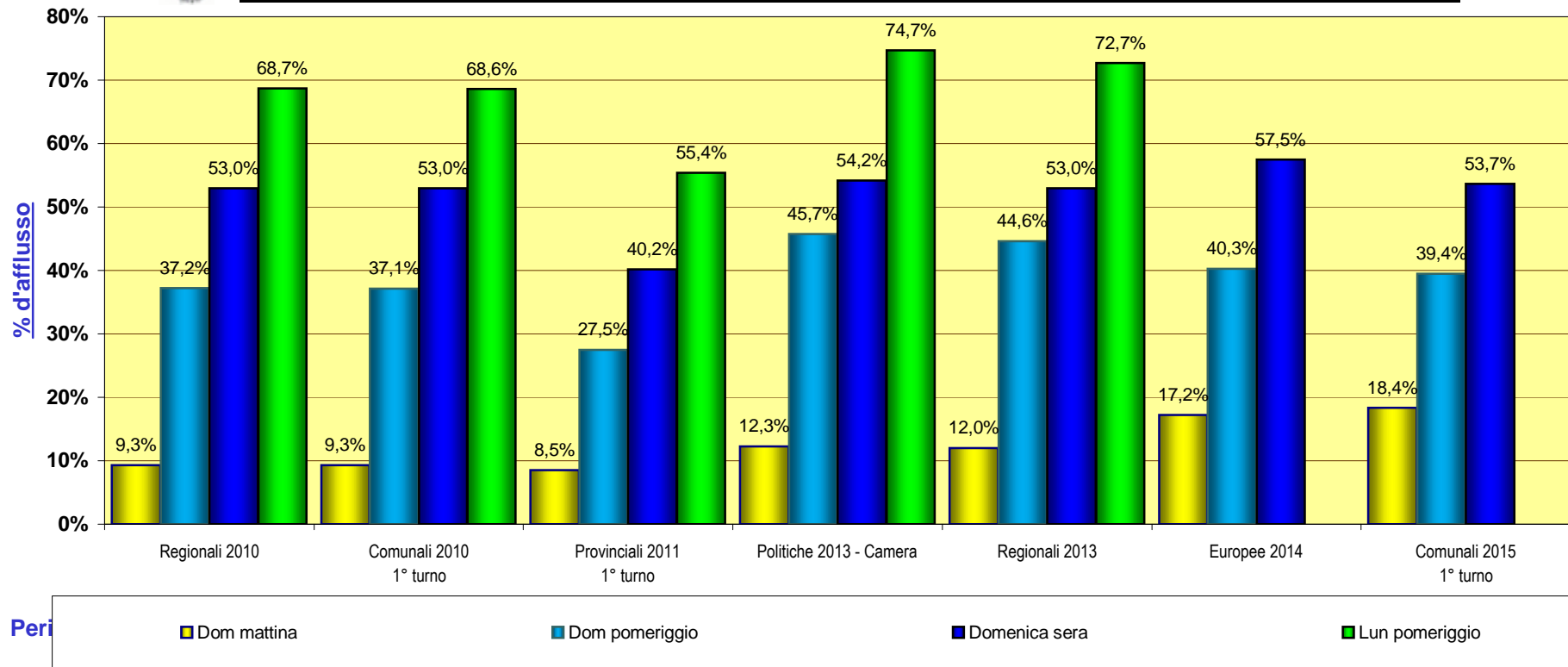
Cristina Ambrosiani
Silvana Donadio
Marilena Ricci

COLLEGAMENTO SEGGI – PALAZZO COMUNALE

Teresa Affuso
Carlo Amodeo
Paola Battiston
Margherita Bocca
Sergio Boscaglia
Andreina Ciocala
Giovanni Corsico
Enrico Fassi
Silvia Goi
Roberto Leone
Natalina Lombardo
Cinzia Lovati
Carmelo Messina
Daniela Muraro
Gaspare Salerno
Nicoletta Vettorello
Costanza Viale



Città di Vigevano - ELEZIONI COMUNALI 2015 - confronto % di afflusso alle urne





ELEZIONI COMUNALI 2015				VOTANTI	VOTANTI	TOTALE VOTANTI		
Comune di Vigevano - Affluenza alle urne				Domenica mattino	Domenica pomeriggio	Domenica sera		
Sezioni	ISCRITTI							
N.	Maschi	Femmine	Totale	Totale	Totale	Maschi	Femmine	Totale
1	308	396	704	146	280	162	215	377
2	362	422	784	161	313	195	211	406
3	315	408	723	156	288	162	207	369
4	315	363	678	130	273	158	177	335
5	318	345	663	138	275	159	202	361
6	388	420	808	143	284	212	234	446
7	413	494	907	150	369	235	278	513
8	355	423	778	161	301	193	244	437
9	370	477	847	183	357	201	275	476
10	357	381	738	146	300	192	203	395
11	398	429	827	136	281	204	210	414
12	344	397	741	136	300	188	197	385
13	360	371	731	146	276	184	198	382
14	373	402	775	149	306	191	228	419
15	368	409	777	125	296	195	209	404
16	403	444	847	181	372	223	253	476
17	355	396	751	136	303	200	212	412
18	364	424	788	142	319	200	234	434
19	386	394	780	192	333	237	226	463
20	360	445	805	186	345	207	234	441
21	404	472	876	158	348	224	257	481
22	379	371	750	143	279	189	188	377
23	410	409	819	136	345	253	238	491
24	370	397	767	156	337	231	227	458
25	334	376	710	115	260	171	177	348
26	394	406	800	143	316	220	211	431
27	348	374	722	112	287	179	208	387
28	354	394	748	146	291	182	206	388
29	291	414	705	113	232	129	167	296
30	325	375	700	123	300	179	199	378
31	489	496	985	191	379	257	266	523
32	485	490	975	187	438	290	294	584
33	417	454	871	142	339	243	231	474
34	521	547	1.068	178	418	289	289	578
35	387	404	791	140	316	219	216	435
36	343	372	715	110	277	177	191	368
37	314	408	722	126	264	162	204	366
38	518	543	1.061	199	380	285	283	568
39	477	495	972	200	386	260	266	526
40	403	389	792	133	300	220	214	434
41	374	431	805	159	347	220	231	451
42	389	403	792	142	305	215	205	420
43	157	151	308	63	134	100	87	187
44	210	182	392	43	117	88	73	161
45	429	475	904	183	372	255	289	544
46	387	428	815	150	342	216	229	445
47	381	403	784	151	324	219	214	433
48	479	490	969	168	355	236	247	483
49	407	473	880	163	416	255	275	530
50	332	446	778	157	292	169	198	367
51	336	390	726	138	285	183	191	374
52	336	413	749	177	321	232	188	420
53	617	640	1.257	238	524	353	365	718
54	414	469	883	164	386	253	271	524
55	367	416	783	109	272	194	232	426
56	397	426	823	140	331	225	250	475
57	403	425	828	150	327	220	231	451
58	546	588	1.134	101	274	182	183	365
59	472	417	889	125	326	230	219	449
60	338	397	735	154	308	199	210	409
61	0	0	0	0	7	10	11	21
N.	22.946	25.289	48.235	8.869	19.028	12.511	13.378	25.889
%	47,6%	52,4%	100%	18,39%	39,45%	48,3%	51,7%	100%
Percentuali d'afflusso				18,39%	39,45%	54,5%	52,9%	53,7%

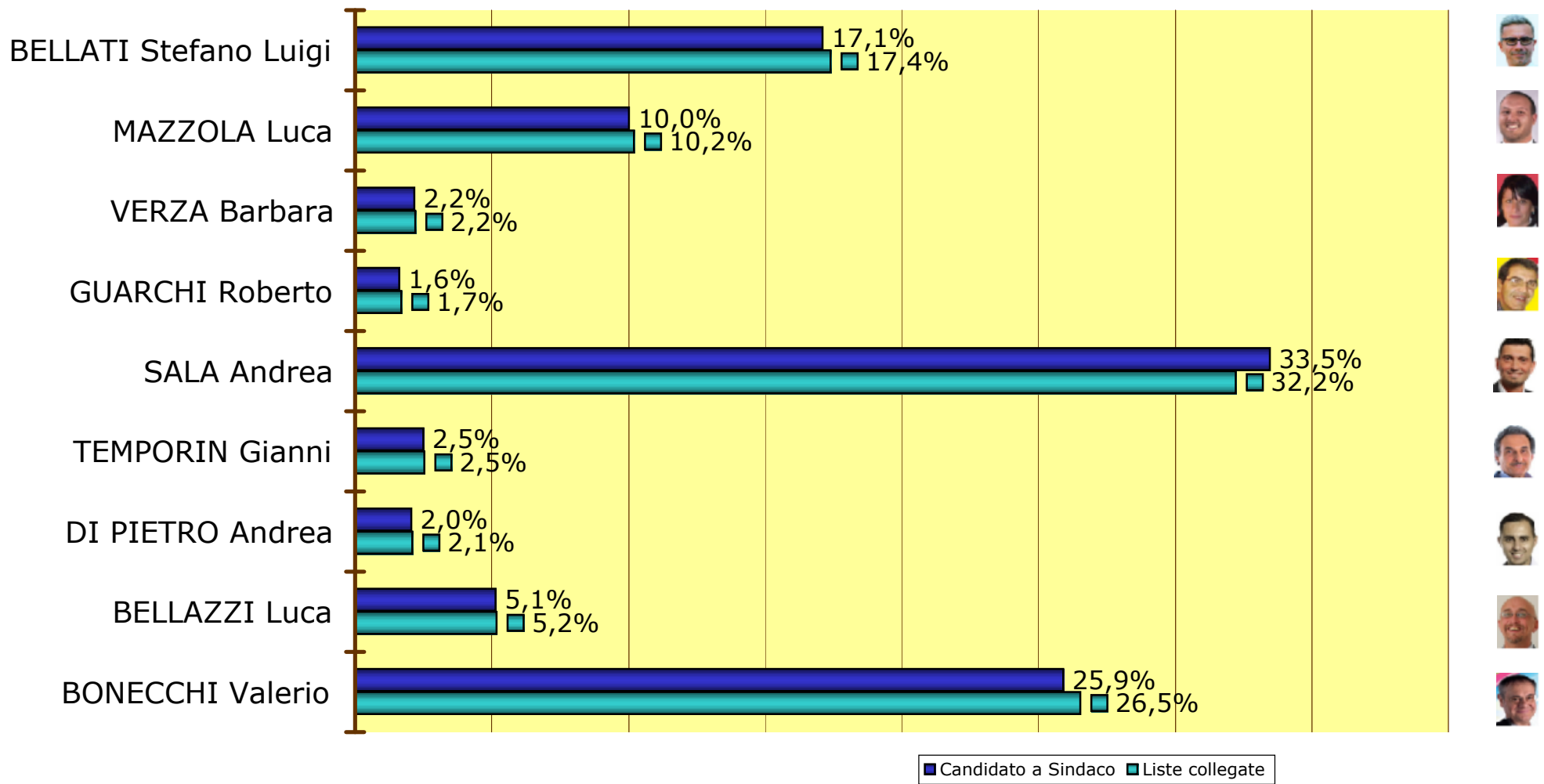


ELEZIONI COMUNALI 2015



Sindaci - Sezioni scrutinate **61** su 61

Liste - Sezioni scrutinate **61** su 61































Città di Vigevano - Comunali 2015



Sezioni scrutinate (su 61):

61

Voti ai Sindaci			
N.	Candidati a Sindaco	Tot. Voti	Tot. %
1	 BELLATI Stefano Luigi	4.270	17,1%
2	 MAZZOLA Luca	2.505	10,0%
3	 VERZA Barbara	543	2,2%
4	 GUARCHI Roberto	399	1,6%
5	 SALA Andrea	8.358	33,5%
6	 TEMPORIN Gianni	625	2,5%
7	 DI PIETRO Andrea	509	2,0%
8	 BELLAZZI Luca	1.285	5,1%
9	 BONECCHI Valerio	6.466	25,9%
Totale Voti validi		24.960	100%

Voti alle Liste collegate						
Tot. Voti	Tot. %	N	simboli	Liste collegate	Voti	%
4.066	17,4%	1		Forza Italia	2.039	8,7%
		2		Progetto Vigevano	1.726	7,4%
		3		Insieme per Vigevano	301	1,3%
2.383	10,2%	4		Movimento 5 Stelle	2.383	10,2%
		5		Pensiero Libero Barbara Verza Sindaco	514	2,2%
514	2,2%	6		Altra Vigevano a sinistra	399	1,7%
7.533	32,2%	7		Progetto Nazionale Identita' Vigevano	145	0,6%
		8		Andrea Sala Sindaco La strada verso Milano	3.693	15,8%
		9		Agora Liberi e forti per Vigevano	411	1,8%
		10		Lega Nord Salvini	2.961	12,7%
		11		Fratelli d'Italia Alleanza Nazionale Lista Civica	323	1,4%
592	2,5%	12		Lista Civica Noi con il cuore Temporin Sindaco	592	2,5%
486	2,1%	13		Forza Vigevano	486	2,1%
1.210	5,2%	14		Polo Laico	1.210	5,2%
		15		Semplici Cittadini	355	1,5%
6.210	26,5%	16		Per Vigevano - Bonecchi Sindaco	2.782	11,9%
		17		Partito Democratico	3.073	13,1%
23.393	100%	Totale Voti validi		23.393	100%	
Schede con solo voti al Sindaco					1.567	6,1%

Schede bianche	171	0,7%
Schede nulle	757	2,9%
Voti contestati	1	0,0%
Totale voti non validi	929	3,6%
Totale voti validi e non validi	24.322	93,9%
Totale votanti	25.889	100%

RAFFRONTO EUROPEE 2014		
Liste	%	Var. %
Forza Italia	20,8%	-12,1%
Movimento 5 stelle	17,1%	-6,9%
L'altra Europa con Tsipras	2,5%	-0,8%
Lega Nord	12,8%	-0,1%
Fratelli d'Italia - Alleanza	3,4%	-2,0%
Partito Democratico	38,2%	-25,1%

RAFFRONTO REGIONALI 2013	
Liste	%
Popolo della Libertà	21,9%
Movimento Beppe Grillo	16,6%
Lega Nord	11,8%
Fratelli d'Italia	1,4%
Partito Democratico Ambrosoli	22,1%

RAFFRONTO COMUNALI 2010	
Liste	%
POPOLO DELLA LIBERTÀ	25,6%
RIFONDAZIONE COMUNISTI ITALIANI	2,1%
VIGEVANO FUTURISTA	1,0%
LEGA NORD	28,6%
POLO LAICO - BELLAZZI	4,8%
PARTITO DEMOCRATICO	13,2%



Sezione	BELLATI Stefano Luigi	MAZZOLA Luca	VERZA Barbara	GUARCHI Roberto	SALA Andrea	TEMPORINI Gianni	DI PIETRO Andrea	BELLAZZI Luca	BONECCHI Valerio	Totale voti validi per i candidati Sindaco	di cui espressi solo in favore del candidato Sindaco	Schede bianche	Schede nulle	Schede contestate e non attribuite	Totale voti non validi	Totale generale
1	91	29	5	3	120	7	4	23	84	366	23	5	6	0	11	377
2	85	45	11	6	119	5	3	11	116	401	25	0	5	0	5	406
3	68	22	10	12	110	7	1	15	116	361	26	5	3	0	8	369
4	60	43	5	4	102	8	2	13	85	322	41	1	12	0	13	335
5	68	34	4	4	105	2	3	24	104	348	16	4	9	0	13	361
6	43	47	11	4	147	8	22	34	102	418	171	5	23	0	28	446
7	91	59	5	5	158	9	7	20	137	491	55	1	21	0	22	513
8	75	49	10	3	117	7	4	23	134	422	24	2	13	0	15	437
9	89	30	11	13	138	14	11	18	143	467	31	2	7	0	9	476
10	64	40	6	9	121	7	6	24	105	382	11	2	11	0	13	395
11	77	34	3	1	136	8	5	25	103	392	22	5	17	0	22	414
12	77	33	4	1	131	8	9	21	94	378	20	1	6	0	7	385
13	89	31	14	5	120	3	13	28	62	365	33	4	13	0	17	382
14	93	32	7	8	119	8	9	21	111	408	16	1	10	0	11	419
15	78	33	9	11	138	12	4	12	89	386	32	5	13	0	18	404
16	89	46	9	6	142	5	9	19	147	472	17	2	2	0	4	476
17	47	47	7	4	131	18	9	14	123	400	34	1	11	0	12	412
18	68	51	9	8	116	5	10	8	124	399	3	6	29	0	35	434
19	46	40	16	6	123	16	5	19	172	443	23	1	19	0	20	463
20	90	40	12	5	140	14	10	26	94	431	18	3	7	0	10	441
21	75	43	22	3	147	21	5	30	122	468	11	5	7	1	13	481
22	56	37	14	5	133	15	6	15	81	362	29	3	12	0	15	377
23	75	44	18	12	152	18	12	29	123	483	21	1	7	0	8	491
24	87	43	12	14	156	12	9	10	109	452	11	2	4	0	6	458
25	33	32	10	5	126	6	5	11	96	324	4	6	18	0	24	348
26	81	42	8	2	134	17	6	20	103	413	24	1	17	0	18	431
27	69	34	4	9	122	18	2	26	90	374	14	3	10	0	13	387
28	72	45	7	10	122	4	8	17	94	379	29	3	6	0	9	388
29	39	28	13	5	100	3	10	18	71	287	22	1	8	0	9	296
30	68	33	11	5	140	6	14	8	72	357	22	5	16	0	21	378
31	108	58	5	4	158	15	5	34	123	510	40	3	10	0	13	523
32	108	44	8	1	199	15	6	28	152	561	48	2	21	0	23	584
33	75	48	8	15	151	11	12	23	109	452	24	4	18	0	22	474
34	82	64	9	13	204	18	10	35	130	565	23	1	12	0	13	578
35	72	52	3	2	120	4	10	12	146	421	51	0	14	0	14	435
36	78	28	9	7	119	5	6	13	89	354	19	1	13	0	14	368
37	64	28	7	2	109	7	8	15	102	342	10	5	19	0	24	366
38	91	51	13	8	189	17	10	17	150	546	27	2	20	0	22	568
39	52	47	4	14	258	24	9	14	87	509	45	3	14	0	17	526
40	47	43	8	14	168	11	7	19	110	427	33	2	5	0	7	434
41	51	33	7	5	167	5	3	24	134	429	22	7	15	0	22	451
42	63	33	7	5	146	13	5	26	108	406	23	4	10	0	14	420
43	24	25	4	6	48	4	1	8	61	181	5	1	5	0	6	187
44	27	19	3	3	54	1	1	5	41	154	9	0	7	0	7	161
45	84	70	20	8	173	10	14	23	126	528	24	0	16	0	16	544
46	88	42	8	4	155	12	9	19	94	431	25	1	13	0	14	445
47	75	45	6	8	136	6	11	32	97	416	26	3	14	0	17	433
48	81	48	14	8	180	9	18	25	92	475	26	1	7	0	8	483
49	67	50	6	9	175	14	14	50	106	491	17	6	33	0	39	530
50	51	36	8	4	111	19	6	33	87	355	17	1	11	0	12	367
51	89	33	15	3	105	9	6	27	79	366	22	1	7	0	8	374
52	73	35	3	14	138	6	10	18	108	405	20	4	11	0	15	420
53	123	76	11	10	228	10	17	39	176	690	22	10	18	0	28	718
54	61	49	16	2	178	15	12	29	142	504	24	7	13	0	20	524
55	59	62	15	9	124	14	8	31	91	413	21	4	9	0	13	426
56	84	41	10	12	132	10	16	36	108	449	10	4	22	0	26	475
57	72	34	8	7	151	21	6	25	113	437	39	2	12	0	14	451
58	46	40	8	6	123	11	13	17	90	354	16	2	9	0	11	365
59	51	66	10	5	150	9	20	12	103	426	34	1	22	0	23	449
60	80	37	3	3	135	8	12	13	101	392	17	3	14	0	17	409
61	1	2	0	0	9	1	1	1	5	20	0	0	1	0	1	21
Totali	4.270	2.505	543	399	8.358	625	509	1.285	6.466	24.960	1.567	171	757	1	929	25.889
%	17,1%	10,0%	2,2%	1,6%	33,5%	2,5%	2,0%	5,1%	25,9%	100%		0,7%	2,9%	0,0%	3,6%	100%

Comune di Vigevano
ELEZIONI COMUNALI 2015
Voti di preferenza



01 FORZA ITALIA			
Sezioni scrutinate (su 61 totali) n: 61		TOTALI	
N.	Nome del candidato	N.	%
1	GALIANI ANTONELLO	285	22,1%
16	RUBINO ALESSANDRO	190	14,7%
2	SQUILLACI GIUSEPPE	178	13,8%
17	SEGU' MARZIA	101	7,8%
9	CUCCARESE ELEONORA	79	6,1%
13	PELLEGRINO ELENA	73	5,7%
6	BERNA GRAZIANO ANDREA	49	3,8%
15	PRIAMO VERONICA	38	2,9%
10	DEMARZIANI MARCO	35	2,7%
7	BRUSCAGIN SIMONE	31	2,4%
3	COLLI GIULIO	25	1,9%
20	VERRI MARCO	25	1,9%
22	GALIMI GIOVANNA MARIA	24	1,9%
24	CAPELLI RICCARDO	23	1,8%
14	PISU FEDERICA	22	1,7%
8	COLOMBO TIZIANA MARIA	20	1,6%
11	FLAMINIO MICHELE	18	1,4%
4	ANDRIGHETTI ALICE	16	1,2%
5	BERGAMINI MARTINA	13	1,0%
12	NATALE ILARIA	12	0,9%
18	SOLAZZO ALESSANDRO	11	0,9%
19	SORDANO ANGELA	10	0,8%
23	MODICA MICHELANGELO	6	0,5%
21	ZANELLA ORAZIO	5	0,4%
Totali Sezioni:		1.289	100%
		Preferenze	100%
		%	100%

Comune di Vigevano
ELEZIONI COMUNALI 2015
Voti di preferenza



02 PROGETTO VIGEVANO			
Sezioni scrutinate (su 61 totali) n: 61		TOTALI	
N.	Nome del candidato	N.	%
1	CAMPARI OSCAR	248	18,2%
4	GIARDINI PAOLA	101	7,4%
2	COTTA RAMUSINO MONICA	100	7,3%
16	BASSI VALERIA	81	5,9%
17	DULIO GIANCARLO	81	5,9%
8	CORDANI ALESSANDRA	69	5,1%
18	POLEO SALVATORE	65	4,8%
10	BONOMI VALENTINA	59	4,3%
14	PASTORMERLO ANTONIO	57	4,2%
3	DANESINI LUCA	56	4,1%
24	COTTINO PATRIZIA	54	4,0%
9	RANU' GIUSEPPE	46	3,4%
5	RIZZI FABIO	44	3,2%
19	PLATTI ENRICO	44	3,2%
11	BOCCA CORSICO PICCOLINO EMILIO (detto BOCCA)	39	2,9%
13	COLLI GIUSEPPE	37	2,7%
22	COLOMBO MASSIMO	32	2,3%
21	PRIMERANO SABRINA	28	2,1%
12	IULIANO ERIVANNA	24	1,8%
23	GUARINO GIUSEPPE	24	1,8%
15	PALERMO NICOLA CLAUDIO	19	1,4%
20	BOCCIA AURELIA	19	1,4%
7	CERUTTI FEDERICO	18	1,3%
6	BARROCU ARIANNA	17	1,2%
Totali Sezioni:		1.362	100%
		%	100%

Comune di Vigevano
ELEZIONI COMUNALI 2015
Voti di preferenza



03 INSIEME PER VIGEVANO		TOTALI	
Sezioni scrutinate (su 61 totali) n: 61		TOTALI	
N.	Nome del candidato	N.	%
1	BANDI GIUSEPPE	49	17,7%
2	LORIA FABIO	46	16,6%
23	ZATTI CRISTIANO	24	8,7%
3	RUSSO VINCENZO	23	8,3%
20	RUBINI FIORENZO	21	7,6%
6	BELARDI DONATELLA	17	6,1%
10	CIOCCA PAOLA	17	6,1%
24	ZORZETTO GIANLUCA	17	6,1%
17	MODENA GABRIELE	14	5,1%
12	DI NICOLA NICOLETTA	10	3,6%
21	RUSCONI ANGELA MARIANNA	10	3,6%
7	BIUNDO PASQUALINO (DETTO LINO)	9	3,2%
14	FERRANTE BENEDETTO	7	2,5%
8	CAPELLO BARBARA	3	1,1%
18	ODDO LAURA	3	1,1%
5	BARATTI FULVIO	2	0,7%
13	ELISEI ALESSIO	2	0,7%
4	AZZOLINI ANDREA CLAUDIO	1	0,4%
9	CERUTTI ELEONORA	1	0,4%
22	TOCCHIO ANNALISA	1	0,4%
11	CONCAS BARBARA	0	0,0%
15	GAUDINO FABRIZIO	0	0,0%
16	ABDEL MONEM MOHAMED KAMAL EI HAB (DETTO ROE)	0	0,0%
19	PANESSA ENZO	0	0,0%
Totali Sezioni:		277	100%
		Preferenze	100%
		%	100%

Comune di Vigevano
ELEZIONI COMUNALI 2015
Voti di preferenza



04 MOVIMENTO 5 STELLE			
Sezioni scrutinate (su 61 totali) n: 61		TOTALI	
N.	Nome del candidato	N.	%
1	NEGRI CLAUDIA	157	23,8%
2	BALDINA SILVIA	98	14,8%
3	CANAZZA FABIO	90	13,6%
4	GIORDANO LUCANTONIO	66	10,0%
5	DE SANTIS COSTANTINO	31	4,7%
10	BRUNELLI ALCIDE MARIA	28	4,2%
7	TARTAGLIA FRANCESCO	26	3,9%
13	COLIERI KATIA	22	3,3%
17	FANI ALBERTO	16	2,4%
24	MADONIA BALDASSARRE	15	2,3%
9	CANOTTO MARCO	14	2,1%
20	SCAIELLA ANDREA	14	2,1%
16	MODINI ELENA	13	2,0%
19	ROBINO DALILA	12	1,8%
8	VILLA TIZIANA	10	1,5%
18	CANELLI NICOLA	10	1,5%
21	VIGNANI ANDREA	8	1,2%
23	SATTA MASSIMO	7	1,1%
14	ROBINO NOEMI	6	0,9%
22	TUMMOLO MARIA	6	0,9%
6	CALDERA CRISTIAN	4	0,6%
11	MERAGLIA ANTONIETTA ELVIRA	4	0,6%
12	BARBAGIOVANNI GASPARO DANIELE	2	0,3%
15	ABBRUZZESE VINCENZO	2	0,3%
Totale Sezioni:	Preferenze	661	100%
	%	100%	

Comune di Vigevano
ELEZIONI COMUNALI 2015

Voti di preferenza



05 PENSIERO LIBERO BARBARA VERZA SINDACO		TOTALI	
Sezioni scrutinate (su 61 totali) n: 61		TOTALI	
N.	Nome del candidato	N.	%
1	TINDIGLIA CARMELO	57	20,9%
2	CORSICO PICCOLINI SIMONA	26	9,5%
6	BOTTAZZO ORESTE	26	9,5%
3	VASSORI MARCO	25	9,2%
4	CARNEVALE SCHIANCA PAOLA	22	8,1%
8	TRUGLIO ANDREA	15	5,5%
7	DELLA CORTE ANNA	12	4,4%
24	MAGRIN MASSIMO	12	4,4%
13	AZZALIN PAOLA	11	4,0%
18	BERETTA ALBERTO	9	3,3%
14	CONTIERO LINDA LUCIANA ESTER	8	2,9%
23	BARTOLINO ANTONELLA	8	2,9%
9	CALANCA CRISTINA	7	2,6%
17	DI RAIMONDO IRENE	7	2,6%
12	SECCI LUCA	6	2,2%
20	NACCHIA DAMIANO	5	1,8%
22	PINATO IVAN	4	1,5%
5	FORNASARI FABIO	3	1,1%
10	CASTOLDI GIORGIO	3	1,1%
11	SPADA LOREDANA	3	1,1%
15	CIARAMITARO SAMANTHA	2	0,7%
16	LICATA SIMONE	1	0,4%
19	CECE FABRIZIA	1	0,4%
21	SILVESTRE MIRIAM	0	0,0%
Totali Sezioni:		273	100%
		%	100%

Comune di Vigevano
ELEZIONI COMUNALI 2015
Voti di preferenza



06 ALTRA VIGEVANO A SINISTRA			
Sezioni scrutinate (su 61 totali) n: 61		TOTALI	
N.	Nome del candidato	N.	%
10	GALLI ALESSIO	31	13,7%
15	LIONELLO VLADIMIRO	23	10,1%
23	VALLE ELEONORA	20	8,8%
9	DI MAIO CLAUDIO	18	7,9%
11	GALLINA MASSIMO	18	7,9%
4	CANTELLA PATRIZIA	12	5,3%
6	CHUQUILIN CABANILLAS GLORIA GLADIS	12	5,3%
16	MAINETTI MATTEO	12	5,3%
12	GUERCI TOMMASO	10	4,4%
21	TALIA SALVATORE	10	4,4%
17	MARELLI ELEONORA	8	3,5%
2	BASSI ERNESTO	7	3,1%
19	POZZI CARLO CLAUDIO	7	3,1%
3	BOZZOLI DANIELA	6	2,6%
13	LA MACCHIA SERGIO NUNZIO	6	2,6%
20	SCANDALUZZI SILVIA	6	2,6%
24	ZUCCOLO ESTELLA	6	2,6%
7	CUFFARI ANTONINO	3	1,3%
14	LINFANTI ANTONIO	3	1,3%
18	MASSIMINI FELICE	3	1,3%
22	VAI ANNA MARIA	3	1,3%
1	ARRIGONI RINO	1	0,4%
5	CHIRIVI' LUCIANO SALVATORE	1	0,4%
8	DIANIN VALERIO	1	0,4%
Totali Sezioni:		227	100%
		%	100%

Comune di Vigevano
ELEZIONI COMUNALI 2015

Voti di preferenza



07 PROGETTO NAZIONALE IO IDENTITA' VIGEVANO		TOTALI	
Sezioni scrutinate (su 61 totali) n: 61		TOTALI	
N.	Nome del candidato	N.	%
1	BATTISTA LUCA	56	36,8%
6	BATTISTA PAMELA	30	19,7%
2	FERRARI ANGELO	13	8,6%
18	DAOLIO ALFREDO	13	8,6%
5	NEGRI ELENA	11	7,2%
7	SALA MANUEL	7	4,6%
10	CACCIA MARTINA	6	3,9%
9	DEANGELIS PASQUALINA	4	2,6%
14	SIMEONE PIETRO	4	2,6%
8	CASO MARCELLA	2	1,3%
11	MAGNARELLO RENATO	2	1,3%
13	MILAN ROBERTO	2	1,3%
3	MARINONE LUCA	1	0,7%
4	PERTOT GIACOMO	1	0,7%
12	BASSO VALTER	0	0,0%
15	MORETTI LAURA	0	0,0%
16	ALBERGO ROSY MANUELA	0	0,0%
17	BERGO DANILA	0	0,0%
19	---	0	0,0%
20	---	0	0,0%
21	---	0	0,0%
22	---	0	0,0%
23	---	0	0,0%
24	---	0	0,0%
Totali Sezioni:		152	100%
		%	100%

Comune di Vigevano
ELEZIONI COMUNALI 2015

Voti di preferenza



08 ANDREA SALA SINDACO LA STRADA VERSO MILANO			
Sezioni scrutinate (su 61 totali) n: 61		TOTALI	
N.	Nome del candidato	N.	%
6	SALA CLAUDIO	96	11,0%
3	VESE CLAUDIO	83	9,5%
2	GHIA RICCARDO	69	7,9%
5	MIRABELLI MATTEO LANFRANCO	59	6,7%
17	ALESSANDRINO NUNZIATA	57	6,5%
15	NOTARFRANCESCO FRANCO	48	5,5%
11	COVA CLAUDIA	47	5,4%
10	CAVIGLIANI CARLO	45	5,1%
12	PIGOLA LUIGI GIOVANNI MARIA	44	5,0%
22	CARDILE FRANCESCA	34	3,9%
1	RIZZI FRANCESCO	33	3,8%
4	PORTA FUSERO ROBERTA	31	3,5%
13	PEROTTI FIORENZO	31	3,5%
16	BARTOCCI LUCA	31	3,5%
8	PARINI DANIELA	30	3,4%
18	SUVILLA FURIO	30	3,4%
7	BOCCALARI MASSIMO	21	2,4%
21	ALESIANI VALENTINO	21	2,4%
14	SIRONI CRISTINA	17	1,9%
20	CANINI CLAUDIA	16	1,8%
19	CAMPARI ROBERTO	12	1,4%
9	MANZINI GIANNI	8	0,9%
24	MAMBRIN GIANLUCA	8	0,9%
23	TERZI JLEANA	5	0,6%
Totali Sezioni:		876	100%
		Preferenze	100%
		%	100%

Comune di Vigevano
ELEZIONI COMUNALI 2015

Voti di preferenza



09 AGORA' LIBERI E FORTI PER VIGEVANO			
Sezioni scrutinate (su 61 totali) n: 61		TOTALI	
N.	Nome del candidato	N.	%
14	SPECIALE GIOVANNI	94	22,5%
3	BELLAZZI GIULIA ALESSIA	61	14,6%
11	MARUSSI GILBERTO	59	14,1%
1	ARGENTON ANGELO VALENTINO	50	12,0%
6	CIVIDATI MARINO	40	9,6%
12	MIGLIARDI FRANCESCA	30	7,2%
10	INCERTI RAFFAELLA	19	4,5%
5	BRUSTIA GIOVANNI	15	3,6%
4	BARONI GIULIA	14	3,3%
9	GIACOBBE GIORGIO GABRIELE	11	2,6%
2	ARIOLI MARINA	7	1,7%
8	FURRU LAURA	6	1,4%
15	TORTI ALESSANDRO	5	1,2%
7	COVIZZOLI GABRIELLA	4	1,0%
13	PASCARELLI COSIMO DAMIANO	3	0,7%
16	ZACCARO ANDREA	0	0,0%
17	---	0	0,0%
18	---	0	0,0%
19	---	0	0,0%
20	---	0	0,0%
21	---	0	0,0%
22	---	0	0,0%
23	---	0	0,0%
24	---	0	0,0%
Totali Sezioni:		418	100%
		Preferenze	100%
		%	100%

Comune di Vigevano
ELEZIONI COMUNALI 2015
Voti di preferenza



10 LEGA NORD SALVINI			
Sezioni scrutinate (su 61 totali) n: 61		TOTALI	
N.	Nome del candidato	N.	%
1	CEFFA ANDREA	288	19,5%
7	SALA MICHELA	169	11,5%
15	ROGNONI ISMAELE	146	9,9%
2	AVALLE BRUNELLA	87	5,9%
12	COMOLLI MARCO	68	4,6%
3	BUFFONINI ANGELO	67	4,5%
6	CHIAPPAROLI ENRICO	63	4,3%
5	FABRIS VALERIA	60	4,1%
13	RODOLFO CARMEN MARIA	57	3,9%
10	CARIGNANO DANIELA	56	3,8%
8	ONORI GIULIO	53	3,6%
17	GORI ACETO RAFFAELE	47	3,2%
20	ARCURI DAVIDE	46	3,1%
19	SUVILLA SAMANTAH	42	2,8%
21	COLLATI ALESSANDRO	37	2,5%
9	COLONNA ROBERTO	34	2,3%
14	MEDONI MATTEO	34	2,3%
22	MASTRAPASQUA FABIO ANTONIO	25	1,7%
11	SERATI ALESSANDRO	20	1,4%
16	POLATO STEFANO	19	1,3%
23	DAINESI DILETTA	18	1,2%
24	MARINONI DIMITRI	17	1,2%
4	CANESSA BERNARDINO PAOLO	14	0,9%
18	MANFRIN DONATELLA	8	0,5%
Totali Sezioni:		1.475	100%
		%	100%

Comune di Vigevano
ELEZIONI COMUNALI 2015

Voti di preferenza



11 FRATELLI D'ITALIA ALLEANZA NAZIONALE LISTA CIVICA		TOTALI	
Sezioni scrutinate (su 61 totali) n: 61		TOTALI	
N.	Nome del candidato	N.	%
2	MANCIN SIMONE	64	29,2%
1	ZORZOLI ROSSI PAOLO EMANUELE	51	23,3%
4	SCHIAVONE GIUSEPPE	47	21,5%
3	BOLOGNA TULLIO	18	8,2%
8	COZZI MARTINA	11	5,0%
6	BERTANA PATRIZIA	7	3,2%
7	BIFFIGNANDI CLEMENTE	6	2,7%
5	BERTAN ANGELO	4	1,8%
9	GIACOMARRA CARMELO	4	1,8%
15	VIALE WILLIAM	3	1,4%
16	VIZIOLI STEFANO	2	0,9%
11	PUMA ROSELLA	1	0,5%
14	SUVILLA PATRIZIA	1	0,5%
10	MARCHI DONATELLA	0	0,0%
12	ROSASCO GIUSEPPE	0	0,0%
13	SANTUS MARIANNA	0	0,0%
17	---	0	0,0%
18	---	0	0,0%
19	---	0	0,0%
20	---	0	0,0%
21	---	0	0,0%
22	---	0	0,0%
23	---	0	0,0%
24	---	0	0,0%
Totali Sezioni:		219	100%
		%	100%

Comune di Vigevano
ELEZIONI COMUNALI 2015

Voti di preferenza



12 LISTA CIVICA NOI CON IL CUORE TEMPORIN SINDACO		TOTALI	
Sezioni scrutinate (su 61 totali) n: 61		TOTALI	
N.	Nome del candidato	N.	%
2	RIVELLINI CONCETTINA	27	8,4%
16	VERLICH MASSIMILIANO	26	8,0%
22	TRIVISONNO GIUSEPPINA	26	8,0%
1	PALOMBI FULVIO	25	7,7%
8	PELLEGRINO MARCELLO	24	7,4%
11	FORMAGGIO ALESSIA ANDREA	21	6,5%
7	CALI' GIOVANNI	19	5,9%
18	BOCCA CORSICO PICCOLINO MARIA CRISTINA	18	5,6%
3	PUDDU FABIO	17	5,3%
13	BIANDRATE FRANCESCO	17	5,3%
12	BRULLO ROBERTO	16	5,0%
14	BERTOGLIO BENEDETTO	16	5,0%
15	DI BENEDETTO PATRIZIA	16	5,0%
5	VIOLA GIOVANNI	13	4,0%
10	CANCELLIERI PIERFRANCESCO	8	2,5%
17	FONTANA MARIANGELA	8	2,5%
4	PASQUALI DANIELE	7	2,2%
6	CARESANA LUCA	7	2,2%
19	COLLI RICCARDO	5	1,5%
23	CHIARI VINCENZO	4	1,2%
21	ZUCCONELLI MARIA ROSA	3	0,9%
9	GAMBINI COSETTA	0	0,0%
20	MACCARINI PIERMARIO	0	0,0%
24	---	0	0,0%
Totali Sezioni:		323	100%
		%	100%

Comune di Vigevano
ELEZIONI COMUNALI 2015
Voti di preferenza



13 FORZA VIGEVANO			
Sezioni scrutinate (su 61 totali) n: 61		TOTALI	
N.	Nome del candidato	N.	%
1	TOLU SALVATORE	35	20,1%
2	GATTI MAURIZIO (detto MICIO)	27	15,5%
16	VENTRELLA APPOLONIA	19	10,9%
14	DI PIETRO ELENA	18	10,3%
6	SILVA ORESTE	16	9,2%
4	COMMODARI MAURIZIO	14	8,0%
11	IANNICELLI CLAUDIO	10	5,7%
19	NICALA MARINO FELICE	8	4,6%
3	TARANTINO LUIGINO	7	4,0%
12	FERLISI GIANLUCA	7	4,0%
8	SHKURTI MARIA GRAZIA	4	2,3%
7	INTERLANDI GIUSEPPE	2	1,1%
9	SILVA DEBORAH	2	1,1%
13	MASTRODOMENICO MASSIMO	2	1,1%
15	STRADA ANNA ANTONIETTA	1	0,6%
17	SETTINERI PATRIZIA	1	0,6%
20	MONTAGNANA GIULIANO	1	0,6%
5	CANESSA GIACOMO	0	0,0%
10	ROSSIN LAURA	0	0,0%
18	MARIANI ELISABETTA	0	0,0%
21	---	0	0,0%
22	---	0	0,0%
23	---	0	0,0%
24	---	0	0,0%
Totali Sezioni:		174	100%
		%	100%

Comune di Vigevano
ELEZIONI COMUNALI 2015
Voti di preferenza



14 POLO LAICO			
Sezioni scrutinate (su 61 totali) n: 61		TOTALI	
N.	Nome del candidato	N.	%
10	AMBROSINO GIOVANNI	135	22,4%
2	BELLAZZI ELISABETTA	86	14,3%
6	GIGLIO MARGHERITA	54	9,0%
16	MEZZA ATTILIO PIETRO	43	7,1%
12	COMOLLI PAOLO	31	5,1%
5	GANZI CRISTINA	30	5,0%
20	OTTOBRINI LUIGI	29	4,8%
21	RANO FEDERICO	29	4,8%
22	ROLANDO RODOLFO	27	4,5%
8	RUZZA CRISTINA	22	3,6%
13	DULIO ANDREA	19	3,2%
11	BORCHIO LUCA	13	2,2%
3	CANTELLA NADIA	10	1,7%
14	FERRACIN DANIELE	10	1,7%
24	TOSI PAOLO FRANCESCO	10	1,7%
7	PEGORARO JAELA	9	1,5%
17	NOBILE MARCO	9	1,5%
4	CUSCELA CLAUDIA	8	1,3%
19	PIODI ROBERTO	8	1,3%
9	ZURLO MONICA	6	1,0%
23	TONDO KINE	6	1,0%
1	AHMED ABDELAAL MOHAMED ASMAA	4	0,7%
18	PANELLA PASQUALE	3	0,5%
15	GARINI MARCO	2	0,3%
Totali Sezioni:		603	100%
		Preferenze	100%
		%	100%

Comune di Vigevano
ELEZIONI COMUNALI 2015
Voti di preferenza



15 SEMPLICI CITTADINI		TOTALI	
Sezioni scrutinate (su 61 totali) n: 61		TOTALI	
N.	Nome del candidato	N.	%
1	SEMPlici DANIELE	52	17,6%
16	CASAZZA MARCO MARIA	47	15,9%
3	GRANESE DIEGO	45	15,3%
5	PESCINA ROBERTO	25	8,5%
14	TUBEROSO MICHELE	18	6,1%
4	PREGNOLATO MANUELA	17	5,8%
9	GARAVAGLIA MATTEO	17	5,8%
20	VERCESI GIADA	15	5,1%
2	CARADONNA VITO	13	4,4%
7	MAI ANGELA	12	4,1%
24	PAPIANI MASSIMO	8	2,7%
10	BRESSAN ILARIA	6	2,0%
21	BIANCHI FEDERICA	5	1,7%
23	GALLI MARIO	4	1,4%
6	BIANCHI ARRIGONI GIULIA	3	1,0%
17	COLOMBO MATTEO	3	1,0%
19	SAONER GLORIA	2	0,7%
11	VENTO ROBERTO	1	0,3%
12	MOLINARO NICOLA	1	0,3%
15	CUNEO ANNARITA	1	0,3%
8	CRUCELI MICHELE	0	0,0%
13	SERRA ALESSANDRO	0	0,0%
18	SCHIANTARELLI GIOVANNI	0	0,0%
22	RIVA LAURA	0	0,0%
Totali Sezioni:		295	100%
		%	100%

Comune di Vigevano
ELEZIONI COMUNALI 2015
Voti di preferenza




16 PER VIGEVANO - BONECCHI SINDACO			
Sezioni scrutinate (su 61 totali) n: 61		TOTALI	
N.	Nome del candidato	N.	%
13	MADEO GIUSEPPE ANTONIO	437	20,7%
1	BERETTA ROBERTA	180	8,5%
22	SATTA SIMONE	146	6,9%
7	BRESSANI MATTEO	135	6,4%
2	BONZANINI MARTA	95	4,5%
8	CIRILLO SALVATORE	90	4,3%
23	SCARIONI ANTONIO	89	4,2%
10	GORINI ELENA	86	4,1%
24	VICO GIUSEPPE	85	4,0%
15	MIAVALDI NICOLO'	82	3,9%
5	BOSCO BARBARA	77	3,6%
11	IOPPOLO ROSARIO	75	3,5%
3	BORRONI GIUSEPPE	66	3,1%
21	PINATO GRAZIELLA	64	3,0%
16	MISCHIATTI FLAVIA	62	2,9%
4	BORTESI LUCIA	53	2,5%
17	MOLINA PIETRO GIOVANNI	51	2,4%
9	FORNASARI ALVARO	48	2,3%
19	NATALELLO GIOVANNA	46	2,2%
12	LOPEZ CEZON RAQUEL	41	1,9%
14	MASCHERPA PIERGIUSEPPE	38	1,8%
6	BOSCO PAOLO	25	1,2%
20	PERROTTI EDOARDO	23	1,1%
18	MOLINARO PIERANGELO	19	0,9%
Totali Sezioni:		2.113	100%
		Preferenze	100%
		%	100%

Comune di Vigevano
ELEZIONI COMUNALI 2015
Voti di preferenza




17 PARTITO DEMOCRATICO			
Sezioni scrutinate (su 61 totali) n: 61		TOTALI	
N.	Nome del candidato	N.	%
7	CORSICO PICCOLINI EMANUELE MASSIMILIANO (dett	324	18,3%
22	TARTAGLIA DANIELA	198	11,2%
3	BRANDOLINI ARIANNA	162	9,2%
21	SPISSU ARIANNA	151	8,5%
16	MOTTA CARLO ALBERTO	130	7,4%
2	BOLOGNA MARCO	77	4,4%
12	LA CORTE MASSIMILIANO	74	4,2%
14	MARIN ROBERTO	74	4,2%
15	MARRANO SALVATORE	71	4,0%
17	PAGLIARULO VINCENZA (detta Enza)	66	3,7%
10	GIRONDINI ANDREA	65	3,7%
5	CAIMI ENRICA	62	3,5%
19	PIZZI CARLO	60	3,4%
1	AUGURUSA FRANCESCO	53	3,0%
9	DULIO CHIARA	40	2,3%
4	BRUSCO KATIA	33	1,9%
18	PIPITONE ANNA MARIA	26	1,5%
6	CHINNICI EUGENIO	25	1,4%
20	RIZZO SIMONE	23	1,3%
24	VULLO GIUSEPPE	21	1,2%
23	UNGOLO TIZIANA	13	0,7%
11	IURIANELLO ROSARIA	12	0,7%
13	LUNGARO FABIOLA	7	0,4%
8	DAMENO DAILA	1	0,1%
Totali Sezioni:		1.768	100%
		%	100%


01 FORZA ITALIA


01 FORZA ITALIA																																																																
																																																																
Sezioni scrutinate (su 61 totali) n: 61																																																																
N.	Nome del candidato																																																												TOTALI			
N.																																																													N.	%		
1	GALIANI ANTONELLO	3	2	1	3	6	1	4	3	5	6	9	4	2	1	4	3	4	4	1	12	10	5	15	7	3	8	6	9	1	3	1	3	2	5	3	16	9	5	2	0	2	7	4	3	6	10	4	10	4	2	1	3	8	4	1	0	8	5	5	7	0	285	22,11%
16	RUBINO ALESSANDRO	1	1	6	1	7	1	4	1	1	8	1	6	3	2	3	5	3	5	2	4	2	7	5	8	6	9	10	7	1	6	4	1	2	0	5	4	4	3	3	1	2	1	0	1	3	4	6	1	1	1	1	2	4	0	0	2	0	6	2	0	0	190	14,74%
2	SQUILLACI GIUSEPPE	5	11	2	1	4	2	4	5	7	0	3	6	10	0	7	0	8	3	0	3	0	0	5	2	2	1	2	3	0	1	8	3	5	2	1	0	2	0	1	0	2	5	0	2	1	3	9	1	8	0	7	0	3	0	0	6	9	1	0	2	0	178	13,81%
17	SEGU' MARZIA	1	3	2	1	4	1	1	3	3	1	2	4	9	1	3	0	5	1	0	1	1	1	5	0	2	2	0	0	0	0	2	0	5	1	3	0	0	0	3	0	0	3	0	0	3	0	0	0	5	1	3	1	4	2	2	0	0	5	2	0	0	101	7,84%
9	CUCCARESE ELEONORA	2	1	2	0	3	1	0	0	0	5	0	1	0	1	0	3	2	1	0	3	0	1	0	5	3	0	2	0	0	2	1	0	0	0	0	2	5	1	1	1	1	0	0	0	4	4	6	8	0	2	0	3	0	0	0	0	0	0	2	0	0	79	6,13%
13	PELEGRINO ELENA	3	1	0	2	0	0	1	1	1	3	0	2	1	0	0	2	1	0	2	0	1	0	3	0	1	0	1	0	0	0	1	3	2	3	0	3	1	2	3	1	0	4	0	0	2	0	1	0	0	3	0	0	1	5	1	1	2	1	3	4	0	73	5,66%
6	BERNA GRAZIANO ANDREA	3	2	0	2	0	0	0	1	0	1	0	2	0	0	0	2	0	0	2	0	0	0	0	0	0	1	0	0	0	0	0	1	1	3	1	0	3	1	1	1	0	0	3	0	0	0	0	2	0	1	3	0	1	2	0	1	4	0	49	3,80%			
15	PRIAMO VERONICA	0	0	0	0	3	0	2	2	0	0	1	2	1	6	0	2	1	1	0	0	0	0	0	1	0	0	2	1	0	0	0	0	0	0	2	3	6	0	0	0	0	0	0	0	0	0	0	0	0	0	0	0	0	0	0	0	0	1	0	38	2,95%		
10	DEMARZIANI MARCO	1	0	1	0	0	0	2	1	2	0	0	0	2	0	0	1	0	0	0	1	0	0	0	0	0	1	0	0	0	0	0	0	0	0	0	0	0	0	0	0	0	0	0	0	0	0	1	0	0	0	0	0	0	0	0	0	0	0	0	35	2,72%		
7	BRUSCAGIN SIMONE	0	0	0	0	1	0	0	0	0	0	0	0	0	0	1	0	0	0	0	0	0	0	0	0	0	0	0	1	0	0	0	0	0	0	0	0	0	0	0	0	0	0	0	0	0	0	0	0	0	0	0	0	0	0	0	0	0	0	0	31	2,40%		
3	COLLI GIULIO	2	0	4	2	0	0	0	0	0	0	0	1	2	2	0	0	0	0	2	1	0	0	1	1	0	0	0	0	0	0	0	0	0	0	0	0	0	0	0	0	0	0	0	0	0	0	0	0	0	0	0	0	0	0	0	0	0	0	0	0	25	1,94%	
20	VERRI MARCO	0	0	0	0	2	0	0	0	0	0	0	1	0	0	0	0	1	1	0	0	0	0	0	2	0	0	0	0	0	0	0	0	1	0	1	0	0	1	1	0	1	0	0	0	1	0	0	0	0	0	0	0	0	0	0	0	0	0	0	0	25	1,94%	
22	GALIMI GIOVANNA MARIA	0	0	0	1	0	1	2	0	0	0	1	0	0	0	1	0	0	0	0	0	0	0	0	0	0	0	1	2	1	0	0	0	0	0	0	1	0	1	1	0	0	0	0	0	0	0	0	0	0	0	0	0	0	0	0	0	0	0	0	24	1,86%		
24	CAPELLI RICCARDO	2	0	0	2	0	0	0	1	0	0	2	0	0	0	0	1	0	0	1	0	0	0	0	0	0	0	0	0	0	0	0	0	0	0	4	0	2	1	1	0	0	0	1	0	0	0	0	0	0	0	0	0	0	0	0	0	0	0	0	0	23	1,78%	
14	PISU FEDERICA	0	0	0	0	0	0	0	0	1	1	0	0	1	0	1	0	0	2	0	0	0	0	0	0	0	0	1	1	0	0	0	0	0	0	0	0	0	0	0	0	0	0	0	0	0	0	0	0	0	0	0	0	0	0	0	0	0	0	0	22	1,71%		
8	COLOMBO TIZIANA MARIA	1	0	3	2	0	1	0	0	0	0	0	1	0	1	0	0	0	0	1	0	0	0	0	0	0	0	0	0	0	0	0	0	0	0	0	0	0	0	0	0	0	0	0	0	0	0	0	0	0	0	0	0	0	0	0	0	0	0	0	20	1,55%		
11	FLAMINIO MICHELE	1	2	0	0	0	2	0	0	0	0	0	0	0	0	0	1	0	2	0	1	1	0	0	0	0	0	2	0	0	0	0	0	0	0	0	0	0	0	0	0	0	0	0	0	0	0	0	0	0	0	0	0	0	0	0	0	0	0	0	0	18	1,40%	
4	ANDRIGHETTI ALICE	0	2	0	0	1	0	3	0	0	0	0	0	0	0	0	0	0	0	0	0	0	0	0	0	0	0	0	0	0	0	0	0	0	0	0	0	0	0	0	0	0	0	0	0	0	0	0	0	0	0	0	0	0	0	0	0	0	0	0	16	1,24%		
5	BERGAMINI MARTINA	0	1	0	0	2	0	0	3	0	0	0	0	0	0	0	0	0	0	0	0	0	0	0	0	0	0	0	0	0	0	0	0	0	0	0	0	0	0	0	0	0	0	0	0	0	0	0	0	0	0	0	0	0	0	0	0	0	0	0	13	1,01%		
12	NATALE ILARIA	1	0	0	1	0	0	0	0	0	0	0	0	0	0	2	0	0	0	0	0	0	0	0	0	0	1	1	1	0	0	0	0	0	0	0	0	0	0	0	0	0	0	0	0	0	0	0	0	0	0	0	0	0	0	0	0	0	0	0	0	0	12	0,93%
18	SOLAZZO ALESSANDRO	0	0	0	0	1	0	0	0	0	2	0	0	0	0	0	0	0	0	0	0	0	0	0	0	0	0	0	0	0	0	0	0	0	0	0	0	0	0	0	0	0	0	0	0	0	0	0	0	0	0	0	0	0	0	0	0	0	0	0	0	11	0,85%	
19	SORDANO ANGELA	0	0	0	0	1	0	0	0	0	0	0	0	0	0	0	0	0	0	0	0	0	0	0	0	0	0	0	0	0	0	0	0	0	0	0	0	0	0	0	0	0	0	0	0	0	0	0	0	0	0	0	0	0	0	0	0	0	0	0	10	0,78%		
23	MODICA MICHELANGELO	0	3	0	0	0	0	1	0	0	0	0	0	1	0	0	0	0	0	0	0	0	0	0	0	0	0	0	0	0	0	0	0	0	0	0	0	0	0	0	0	0	0	0	0	0	0	0	0	0	0	0	0	0	0	0	0	0	0	0	6	0,47%		
21	ZANELLA ORAZIO	0	0	0	0	0	0	0	0	0	0	0	0	0	0	0	0	0	0	0	0	0	0	0	0	0	0	0	0	0	0	0	0	0	0	0	0	0	0	0	0	0	0	0	0	0	0	0	0	0	0	0	0	0	0	0	0	0	0	0	5	0,39%		
Totale Preferenze		26	29	21	18	35	10	24	21	20	27	19	30	32	17	19	20	25	21	11	27	16	15	34	26	20	25	31	20	2	12	21	17	19	19	17	36	31	16	18	4	8	30	4	9	22	22	43	29	27	19	16	22	27	17	8	26	26	20	27	36	0	1.289	100%
Percentuali		2%	2%	2%	1%	3%	1%	2%	2%	2%	2%	1%	2%	2%	1%	1%	2%	2%	2%	1%	2%	1%	1%	3%	2%	2%	2%	2%	2%	0%	1%	2%	1%	1%	1%	1%	3%	2%	1%	1%	0%	1%	2%	0%	1%	2%	2%	3%	2%	2%	1%	1%	2%	2%	2%	2%	2%	3%	0%	100%				

02 PROGETTO VIGEVANO


02 PROGETTO VIGEVANO																																																																					
																																																																					
Sezioni scrutinate (su 61 totali) n: 61																																																																					
N.	Nome del candidato																																																												TOTALI								
	1	2	3	4	5	6	7	8	9	10	11	12	13	14	15	16	17	18	19	20	21	22	23	24	25	26	27	28	29	30	31	32	33	34	35	36	37	38	39	40	41	42	43	44	45	46	47	48	49	50	51	52	53	54	55	56	57	58	59	60	61	N.	%						
1	3	10	5	4	1	4	9	4	2	7	6	6	3	6	3	11	4	3	6	1	8	0	2	8	0	3	1	4	2	3	4	16	6	3	1	6	3	6	2	1	1	6	0	0	0	4	5	7	1	2	1	5	10	2	7	10	4	5	0	1	0	248	18,21%						
4	5	3	0	3	0	3	5	3	3	1	5	2	4	1	3	5	2	1	1	1	2	0	0	2	0	3	0	1	0	2	0	2	3	1	1	4	1	1	1	0	3	1	0	0	0	0	0	3	3	2	2	2	6	0	1	1	2	0	0	0	0	101	7,42%						
2	0	1	4	1	1	0	5	5	0	3	4	0	1	3	0	6	1	0	2	4	5	0	0	1	0	2	0	0	2	0	0	12	1	0	0	0	0	2	0	1	1	3	0	0	0	4	3	2	4	1	1	2	4	0	2	2	2	0	2	0	0	0	100	7,34%					
16	0	0	1	4	0	1	2	1	4	0	1	4	1	4	1	3	0	0	0	0	3	0	0	2	0	0	0	0	0	0	6	0	0	2	2	2	2	1	1	0	0	0	1	0	0	1	13	4	1	4	1	6	0	1	0	0	0	0	0	81	5,95%								
17	0	3	1	0	3	3	5	4	1	0	3	2	4	6	1	1	2	0	0	5	1	1	0	3	0	0	0	4	0	0	4	1	0	1	2	2	2	0	0	0	0	0	0	4	0	0	1	0	1	3	0	2	1	0	1	0	2	0	0	81	5,95%								
8	1	4	0	1	0	0	0	1	0	0	1	1	2	2	3	10	0	0	0	3	2	2	1	0	0	0	1	3	0	1	5	7	0	1	0	3	0	0	0	0	1	0	0	0	2	0	2	1	0	1	0	1	1	0	1	0	2	1	0	0	69	5,07%							
18	4	1	0	3	0	0	4	0	5	1	0	0	4	1	2	1	1	0	0	1	3	1	2	0	0	0	2	1	0	0	0	1	2	0	2	0	0	0	2	0	0	0	1	4	0	0	1	0	2	5	1	0	2	2	3	0	0	0	0	0	65	4,77%							
10	1	0	0	0	2	1	0	3	2	0	0	0	1	1	0	0	0	0	0	1	2	0	0	1	0	2	1	1	0	3	2	0	3	0	3	2	2	1	0	3	0	0	0	2	1	2	5	0	0	4	0	4	2	1	0	0	0	0	0	0	59	4,33%							
14	1	0	0	1	0	3	2	0	0	3	0	0	2	0	0	1	0	2	0	1	0	0	1	2	0	0	0	0	0	0	3	5	1	5	2	0	0	0	1	3	2	0	0	1	5	0	0	8	0	0	1	0	1	0	0	0	0	0	0	0	0	57	4,19%						
3	2	4	0	2	1	0	1	1	0	3	2	0	0	2	7	2	0	1	0	1	0	3	0	0	0	0	1	0	0	0	1	1	0	0	0	0	0	3	0	1	2	1	2	0	0	0	0	0	0	3	0	2	0	0	4	3	0	0	0	0	0	0	56	4,11%					
24	3	2	4	2	0	0	1	0	0	3	0	3	4	3	0	0	1	1	0	1	1	0	0	2	0	0	2	1	0	0	0	0	0	1	0	0	0	3	0	1	0	4	0	0	1	2	0	0	0	0	0	3	0	0	0	2	1	2	0	0	0	0	54	3,96%					
9	0	0	0	0	1	1	0	3	1	0	0	0	0	0	0	0	0	1	0	0	1	0	0	1	0	0	1	0	0	3	1	0	3	1	0	0	0	0	0	3	0	3	0	0	3	2	0	4	0	2	0	0	9	2	0	0	0	0	0	0	0	0	46	3,38%					
5	1	3	1	0	0	0	7	1	2	0	0	0	0	0	2	1	0	0	1	0	0	0	1	0	0	1	0	0	1	2	0	0	0	0	0	0	1	4	0	1	0	0	0	0	0	3	0	1	0	0	0	1	1	0	5	2	2	0	0	0	0	0	0	44	3,23%				
19	0	2	0	3	1	0	2	0	0	1	3	0	6	1	0	0	0	0	1	1	2	0	1	6	0	5	0	0	0	0	0	2	1	0	0	0	0	0	0	0	0	2	1	0	1	0	0	2	0	0	0	0	0	0	0	0	0	0	0	0	0	0	0	44	3,23%				
11	2	1	1	1	0	0	1	0	0	2	0	0	1	8	0	0	0	3	0	3	0	0	0	0	0	1	0	4	0	1	0	0	0	0	0	1	1	1	0	1	0	0	0	0	0	1	0	1	0	0	0	0	0	0	0	0	4	0	0	0	0	0	0	39	2,86%				
13	2	0	0	0	0	0	0	0	0	0	2	0	2	1	0	0	0	0	1	0	2	0	1	1	0	0	1	0	0	9	0	3	0	0	0	0	0	0	0	0	1	1	0	1	0	2	0	0	3	0	0	0	0	0	2	0	1	0	0	1	0	0	37	2,72%					
22	1	2	1	0	0	0	0	0	0	0	0	2	0	0	0	0	0	0	0	0	2	0	1	1	0	0	2	0	0	0	0	0	1	1	0	0	12	3	0	0	1	0	0	0	1	0	0	0	0	0	0	0	0	0	0	0	0	0	0	0	0	0	32	2,35%					
21	0	0	0	0	0	0	0	0	0	0	1	0	2	0	2	0	1	0	0	0	1	0	0	2	0	0	1	0	0	0	0	0	0	0	0	0	0	0	0	1	0	0	0	0	5	2	0	2	0	0	0	0	2	0	0	3	0	0	0	1	0	0	28	2,06%					
12	0	2	0	0	0	0	3	0	2	0	0	0	0	6	0	0	0	2	0	1	1	0	0	0	0	0	1	0	0	0	0	0	0	0	0	0	2	0	0	0	0	0	0	0	0	0	0	0	0	0	0	0	0	0	0	0	0	0	0	0	0	0	0	24	1,76%				
23	0	0	0	0	0	0	0	3	1	1	0	1	1	0	0	0	1	2	0	0	0	0	0	0	0	0	0	1	0	0	0	1	1	3	0	0	2	0	0	0	0	0	0	0	0	0	0	0	0	0	0	0	0	0	0	0	0	0	0	0	0	0	0	0	24	1,76%			
15	0	0	0	1	0	0	0	1	1	0	1	0	0	0	0	2	0	0	0	0	0	0	0	0	0	0	0	0	0	2	0	0	0	0	0	0	0	0	0	0	0	0	0	0	0	0	0	0	0	0	0	0	2	2	0	0	2	4	0	0	1	0	0	0	19	1,40%			
20	0	0	0	0	0	0	0	0	0	1	0	1	1	0	0	1	0	0	0	1	1	0	0	0	0	0	1	0	0	0	0	0	0	0	0	0	0	0	0	0	0	0	0	0	0	0	0	0	0	0	0	0	0	0	0	0	0	0	0	0	0	0	0	0	0	0	19	1,40%	
7	0	0	0	1	0	0	0	0	1	0	0	0	1	0	0	1	0	1	0	1	0	1	0	0	0	0	0	0	0	3	1	2	0	0	0	1	0	0	0	1	0	0	1	0	0	0	0	0	0	0	0	0	0	0	0	0	0	0	0	0	0	0	0	0	0	0	18	1,32%	
6	0	2	0	0	0	0	1	0	0	0	0	0	0	1	1	0	0	0	0	0	0	0	1	1	0	0	0	1	0	0	0	0	0	0	0	0	0	0	0	0	0	0	0	0	0	0	0	0	0	0	0	0	0	0	0	0	0	0	0	0	0	0	0	0	0	0	0	17	1,25%
Totale Preferenze		26	40	18	27	10	16	48	30	25	26	29	22	40	46	25	45	13	17	12	26	37	9	11	32	0	17	19	19	4	27	15	62	31	13	20	28	12	35	13	15	12	28	6	4	21	28	11	33	26	11	42	22	44	17	19	38	14	10	9	7	0	1.362	100%					
Percentuali		2%	3%	1%	2%	1%	1%	4%	2%	2%	2%	2%	2%	3%	3%	2%	3%	1%	1%	1%	2%	3%	1%	1%	2%	0%	1%	1%	0%	2%	1%	5%	2%	1%	1%	2%	1%	3%	1%	1%	1%	2%	0%	0%	2%	2%	1%	2%	2%	1%	3%	2%	3%	1%	1%	1%	1%	1%	1%	0%	0%	0%	0%	0%	0%	100%			

04 MOVIMENTO 5 STELLE

																																																																		
Sezioni scrutinate (su 61 totali) n: 61																																																																		
N.	Nome del candidato	1	2	3	4	5	6	7	8	9	10	11	12	13	14	15	16	17	18	19	20	21	22	23	24	25	26	27	28	29	30	31	32	33	34	35	36	37	38	39	40	41	42	43	44	45	46	47	48	49	50	51	52	53	54	55	56	57	58	59	60	61	TOTALI			
N.	Nome del candidato																																																													N.	%			
1	NEGRI CLAUDIA	3	1	2	3	2	3	2	2	3	0	2	0	3	5	0	4	2	2	0	2	0	3	4	1	4	8	2	2	3	1	2	1	3	6	1	5	3	2	2	1	0	1	0	2	9	3	2	8	3	1	2	6	8	1	7	1	2	0	5	1	0	157	23,75%		
2	BALDINA SILVIA	1	1	1	8	2	4	3	4	0	1	2	0	0	0	2	1	3	1	0	2	3	0	0	0	0	0	0	0	8	0	1	1	1	0	3	3	0	0	5	0	2	0	0	0	7	3	0	1	3	2	1	0	4	0	2	2	1	0	8	1	0	98	14,83%		
3	CANAZZA FABIO	4	0	0	3	0	2	2	2	1	1	1	1	1	0	2	0	0	2	0	0	0	0	1	0	2	5	1	7	1	1	2	0	1	4	2	0	0	1	3	0	1	2	4	0	3	5	2	1	2	0	0	0	6	1	1	0	1	0	7	1	0	90	13,62%		
4	GIORDANO LUCANTONIO	0	1	0	1	1	1	1	6	2	2	2	0	0	0	1	0	0	3	0	2	3	4	0	1	3	0	1	0	0	0	2	0	1	2	0	3	0	0	0	0	0	3	0	0	1	0	1	3	1	0	0	0	1	1	8	0	0	2	2	0	0	66	9,98%		
5	DE SANTIS COSTANTINO	0	0	1	3	1	1	0	0	0	0	0	1	1	3	0	0	0	0	0	0	1	2	0	0	0	0	0	5	0	0	0	0	0	1	1	0	0	0	0	1	0	0	0	1	0	0	1	0	0	2	0	0	1	1	0	1	1	0	2	0	0	0	31	4,69%	
10	BRUNELLI ALCIDE MARIA	0	0	3	0	0	4	0	0	0	0	0	0	1	0	0	0	0	0	0	2	0	0	0	0	0	0	0	0	0	0	0	0	0	1	2	0	0	3	1	1	0	0	0	5	2	0	0	0	0	1	0	0	0	0	1	0	1	0	0	28	4,24%				
7	TARTAGLIA FRANCESCO	0	0	0	0	0	1	0	0	0	0	0	0	0	0	0	0	1	2	0	3	0	1	0	0	1	0	0	0	0	0	0	0	1	0	0	1	1	0	1	1	0	0	0	0	4	0	1	1	2	0	0	0	0	0	2	0	0	2	0	0	26	3,93%			
13	COLIERI KATIA	1	0	0	0	1	1	0	0	0	0	0	1	0	2	0	0	1	0	0	1	0	0	1	0	1	0	1	0	2	0	0	0	0	1	0	0	0	0	0	3	0	0	1	2	0	0	0	0	0	0	0	0	0	0	0	0	0	0	0	0	22	3,33%			
17	FANI ALBERTO	0	0	0	0	0	2	0	3	0	0	0	1	0	0	0	0	0	0	0	0	0	0	1	0	0	0	0	0	0	0	0	0	2	0	3	0	0	0	0	0	1	0	0	0	0	0	0	0	0	0	1	0	0	1	0	0	0	0	0	0	16	2,42%			
24	MADONIA BALDASSARRE	0	0	0	0	0	0	0	0	0	0	0	0	0	0	0	1	0	0	0	0	0	0	1	2	1	0	4	0	0	0	0	0	2	0	0	0	0	1	0	0	0	0	1	0	0	0	0	0	0	0	0	0	0	0	0	1	1	0	0	0	0	15	2,27%		
9	CANOTTO MARCO	0	0	0	2	0	0	0	0	1	0	1	0	0	0	0	0	0	0	0	0	0	0	0	0	0	0	0	0	1	2	0	0	2	0	1	0	0	0	2	0	0	0	0	0	0	0	0	0	1	0	0	0	0	0	0	0	0	1	0	0	14	2,12%			
20	SCAIELLA ANDREA	0	0	1	2	0	0	1	0	0	1	0	0	0	0	0	0	4	0	0	0	0	0	0	1	0	0	0	0	0	0	0	1	0	1	0	0	2	0	0	0	0	0	0	0	0	0	0	0	0	0	0	0	0	0	0	0	0	0	0	0	14	2,12%			
16	MODINI ELENA	0	0	0	0	0	0	1	0	0	0	0	0	0	0	0	0	0	0	1	0	0	0	0	1	0	0	0	0	0	0	0	1	2	2	0	0	0	1	0	1	0	0	0	0	0	1	0	0	0	0	0	0	0	1	0	0	0	0	1	0	0	13	1,97%		
19	ROBINO DALILA	0	0	0	0	0	1	0	0	1	1	0	0	0	0	1	0	0	0	0	1	0	1	0	0	0	1	0	0	0	0	0	1	0	0	0	0	0	0	0	0	0	1	0	0	0	0	1	0	0	0	0	0	0	0	0	0	0	0	0	0	2	0	0	12	1,82%
8	VILLA TIZIANA	0	0	0	0	0	0	0	0	0	0	0	0	1	0	0	0	0	1	0	1	0	0	0	1	0	0	0	0	0	0	0	2	1	0	1	0	0	0	0	0	0	0	0	0	0	0	0	0	0	0	0	0	0	0	0	0	1	0	0	1	0	0	10	1,51%	
18	CANELLI NICOLA	0	0	0	0	1	0	0	2	0	0	0	0	0	0	0	0	0	0	0	0	0	0	0	0	0	0	0	0	0	0	1	1	0	1	0	0	0	0	0	0	0	1	0	0	0	0	0	0	1	0	0	0	0	1	1	0	0	0	0	10	1,51%				
21	VIGNANI ANDREA	0	0	0	0	0	0	0	0	0	0	0	0	1	0	2	0	0	0	0	0	0	0	0	0	0	0	0	1	0	0	0	1	0	0	0	0	0	0	0	0	0	0	0	0	0	0	0	0	0	0	0	0	2	0	0	0	1	0	0	0	8	1,21%			
23	SATTA MASSIMO	0	0	0	0	0	0	0	0	0	0	0	0	0	0	0	0	0	1	1	0	0	0	0	0	0	0	0	0	0	1	0	1	0	0	0	0	0	0	0	0	0	0	0	0	0	0	0	0	0	0	0	0	0	0	0	0	0	0	0	0	7	1,06%			
14	ROBINO NOEMI	0	0	0	0	0	0	0	0	0	0	1	0	0	0	0	0	0	0	0	0	0	0	0	0	1	0	0	0	0	0	2	0	0	1	0	0	0	0	0	0	0	0	0	0	0	0	0	0	0	0	0	0	0	0	0	0	0	0	0	0	6	0,91%			
22	TUMMOLO MARIA	0	0	0	0	0	0	0	0	0	0	0	0	0	0	0	0	0	0	0	0	0	0	0	0	0	0	0	0	0	5	0	0	0	0	0	0	0	0	0	0	0	0	0	0	0	0	0	0	0	0	0	0	1	0	0	0	0	0	0	0	6	0,91%			
6	CALDERA CRISTIAN	0	0	0	0	0	0	0	0	0	0	0	0	0	0	0	0	0	0	0	0	0	0	0	0	0	1	0	0	0	0	0	0	0	0	0	0	0	0	0	0	0	0	0	0	0	0	1	0	0	0	0	0	2	0	0	0	0	0	0	0	4	0,61%			
11	MERAGLIA ANTONIETTA ELVIRA	0	0	0	0	1	0	0	0	0	0	1	0	0	0	0	0	0	0	0	0	0	0	0	0	0	0	0	0	0	0	0	0	0	0	0	0	0	0	0	0	0	0	0	0	0	0	0	0	0	0	0	2	0	0	0	0	0	0	0	4	0,61%				
12	BARBAGIOVANNI GASPARO DANIELE	0	0	0	0	0	0	0	0	0	0	0	0	0	0	0	0	0	0	0	0	0	0	0	0	0	0	1	0	0	0	0	0	0	0	0	0	0	0	0	0	0	0	0	0	0	0	0	0	0	0	0	0	0	0	0	0	0	0	0	0	2	0,30%			
15	ABRUZZESE VINCENZO	0	0	0	0	0	0	0	0	0	0	0	0	0	0	0	0	0	0	0	0	0	0	0	0	0	1	0	0	0	0	0	0	0	0	0	0	0	0	0	0	0	0	0	0	0	0	0	0	0	0	0	0	0	0	0	0	0	0	0	0	2	0,30%			
Totale Preferenze		9	3	8	22	9	20	9	20	8	6	9	5	7	11	6	9	11	12	2	15	8	10	10	5	14	19	12	18	12	5	22	11	12	21	11	9	5	14	12	5	2	10	5	2	31	14	7	18	15	7	5	9	22	5	23	7	8	3	28	4	0	661	100%		
Percentuali		1%	0%	1%	3%	1%	3%	1%	3%	1%	1%	1%	1%	1%	1%	2%	1%	1%	2%	2%	0%	2%	1%	2%	2%	1%	2%	3%	2%	3%	2%	1%	1%	2%	2%	3%	2%	1%	1%	2%	2%	1%	0%	2%	1%	0%	5%	2%	1%	3%	2%	1%	1%	1%	3%	1%	3%	1%	1%	0%	4%	1%	0%	100%		


05 PENSIERO LIBERO BARBARA VERZA SINDACO																																																																	
																																																																	
Sezioni scrutinate (su 61 totali) n:	61	1	2	3	4	5	6	7	8	9	10	11	12	13	14	15	16	17	18	19	20	21	22	23	24	25	26	27	28	29	30	31	32	33	34	35	36	37	38	39	40	41	42	43	44	45	46	47	48	49	50	51	52	53	54	55	56	57	58	59	60	61	TOTALI	N.	%
N.	Nome del candidato																																																													N.	%		
1	TINDIGLIA CARMELO																																																													57	20,88%		
2	CORSICO PICCOLINI SIMONA																																																													26	9,52%		
6	BOTTAZZO ORESTE																																																													26	9,52%		
3	VASSORI MARCO																																																													25	9,16%		
4	CARNEVALE SCHIANCA PAOLA																																																													22	8,06%		
8	TRUGLIO ANDREA																																																													15	5,49%		
7	DELLA CORTE ANNA																																																													12	4,40%		
24	MAGRIN MASSIMO																																																													12	4,40%		
13	AZZALIN PAOLA																																																													11	4,03%		
18	BERETTA ALBERTO																																																													9	3,30%		
14	CONTIERO LINDA LUCIANA ESTER																																																													8	2,93%		
23	BARTOLINO ANTONELLA																																																													8	2,93%		
9	CALANCA CRISTINA																																																													7	2,56%		
17	DI RAIMONDO IRENE																																																													7	2,56%		
12	SECCI LUCA																																																													6	2,20%		
20	NACCHIA DAMIANO																																																													5	1,83%		
22	PINATO IVAN																																																													4	1,47%		
5	FORNASARI FABIO																																																													3	1,10%		
10	CASTOLDI GIORGIO																																																													3	1,10%		
11	SPADA LOREDANA																																																													3	1,10%		
15	CIARAMITARO SAMANTHA																																																													2	0,73%		
16	LICATA SIMONE																																																													1	0,37%		
19	CECE FABRIZIA																																																													1	0,37%		
21	SILVESTRE MIRIAM																																																													0	0,00%		
Totale Preferenze		1	4	7	4	2	1	2	5	0	1	1	2	7	4	6	4	1	16	15	1	6	11	11	3	3	3	3	4	13	5	1	5	6	4	1	7	0	12	0	7	5	5	3	1	12	4	3	8	5	1	7	3	3	4	8	7	4	1	0	0	0	273	100%	
Percentuali		0%	1%	3%	1%	1%	0%	1%	2%	0%	0%	0%	1%	3%	1%	2%	1%	0%	6%	5%	0%	2%	4%	4%	1%	1%	1%	1%	1%	5%	2%	0%	2%	2%	1%	0%	3%	0%	4%	0%	3%	2%	2%	1%	0%	4%	1%	1%	3%	2%	0%	3%	1%	1%	1%	3%	3%	1%	0%	0%	0%	0%	100%		


06 ALTRA VIGEVANO A SINISTRA


																																																																
Sezioni scrutinate (su 61 totali) n:	61	1	2	3	4	5	6	7	8	9	10	11	12	13	14	15	16	17	18	19	20	21	22	23	24	25	26	27	28	29	30	31	32	33	34	35	36	37	38	39	40	41	42	43	44	45	46	47	48	49	50	51	52	53	54	55	56	57	58	59	60	61	TOTALI	
N. Nome del candidato																																																								N.	%							
10 GALLI ALESSIO	0	0	0	1	0	0	1	0	4	0	0	0	2	0	0	0	0	0	1	0	0	0	0	0	0	0	0	0	0	0	2	1	4	0	0	0	0	0	1	0	1	3	2	3	0	0	0	1	0	0	0	0	0	0	0	0	1	1	2	0	0	31	13,66%	
15 LIONELLO VLADIMIRO	0	1	0	0	1	2	0	2	0	0	0	0	0	0	0	0	0	0	1	1	0	0	2	0	0	0	0	0	0	2	0	0	1	0	0	0	3	0	0	0	0	0	0	0	2	1	0	0	1	0	0	0	0	0	1	0	1	1	0	0	23	10,13%		
23 VALLE ELEONORA	0	0	4	2	0	1	0	0	0	0	0	1	0	1	0	0	0	0	0	0	0	0	0	1	0	0	1	1	0	0	0	0	0	3	0	0	0	0	0	0	1	0	0	0	1	0	2	0	0	0	0	0	1	0	0	0	0	0	20	8,81%				
9 DI MAIO CLAUDIO	0	0	0	0	0	0	0	0	0	0	0	0	0	0	0	0	0	0	2	0	0	0	5	2	0	0	0	0	1	0	0	0	1	0	0	1	0	1	1	0	0	2	0	0	0	0	0	0	0	0	0	0	0	0	1	0	1	0	0	18	7,93%			
11 GALLINA MASSIMO	0	0	0	0	0	1	0	0	2	0	0	0	2	3	1	0	0	0	0	0	0	0	0	0	0	0	0	2	0	0	0	1	1	0	0	0	0	0	0	0	0	0	0	0	0	0	0	0	1	0	2	0	0	0	1	0	0	1	0	18	7,93%			
4 CANTELLA PATRIZIA	0	0	0	0	0	0	0	1	1	0	0	1	0	0	0	0	0	0	0	0	0	0	0	0	1	0	0	0	0	0	0	0	0	0	0	0	0	1	0	2	1	2	0	0	0	1	0	0	0	1	0	0	0	0	0	12	5,29%							
6 CHUQUILIN CABANILLAS GLORIA GLADIS	0	0	0	0	0	0	0	2	0	0	0	0	0	0	0	0	0	0	2	0	0	0	0	0	0	0	0	0	1	0	0	0	0	2	0	0	2	2	0	0	0	0	0	0	0	0	0	0	0	0	0	0	0	0	1	0	0	12	5,29%					
16 MAINETTI MATTEO	0	0	0	0	0	0	3	0	0	0	0	0	0	0	0	0	0	0	0	1	0	0	0	0	0	0	0	1	0	0	0	0	1	0	0	0	1	0	2	0	0	0	0	0	1	0	1	0	0	0	0	0	1	0	0	0	0	12	5,29%					
12 GUERCI TOMMASO	0	0	0	0	0	0	0	0	1	0	0	0	0	0	0	0	0	0	0	0	0	0	0	0	0	0	0	0	0	0	0	0	0	0	0	0	0	0	0	0	0	0	0	0	0	0	0	1	0	0	0	0	0	0	0	0	10	4,41%						
21 TALIA SALVATORE	0	0	4	0	1	0	0	0	0	2	0	0	0	1	0	0	0	0	0	0	0	0	0	0	0	0	0	0	0	0	0	0	2	0	0	0	0	0	0	0	0	0	0	0	0	0	0	0	0	0	0	0	0	0	0	0	10	4,41%						
17 MARELLI ELEONORA	0	1	0	0	1	0	0	0	0	0	0	0	0	0	1	0	0	0	0	0	0	1	1	0	0	0	0	0	0	0	0	1	0	0	0	0	0	0	0	0	0	0	0	0	0	0	0	0	0	0	0	0	1	0	0	0	0	8	3,52%					
2 BASSI ERNESTO	0	0	0	2	0	0	0	0	0	0	0	0	0	0	0	0	0	0	0	0	0	0	0	0	0	0	0	0	0	0	0	0	0	0	0	0	0	5	0	0	0	0	0	0	0	0	0	0	0	0	0	0	0	0	0	7	3,08%							
19 POZZI CARLO CLAUDIO	0	0	0	0	0	0	0	0	0	0	0	0	0	0	3	0	0	1	0	0	0	0	1	0	0	0	0	0	0	1	1	0	0	0	0	0	0	0	0	0	0	0	0	0	0	0	0	0	0	0	0	0	0	0	0	0	7	3,08%						
3 BOZZOLI DANIELA	0	0	0	0	0	0	0	0	2	0	0	0	0	0	0	0	0	0	0	0	0	0	0	0	0	0	0	0	0	0	0	0	0	1	0	0	0	0	0	0	0	0	2	0	0	1	0	0	0	0	0	0	0	0	6	2,64%								
13 LA MACCHIA SERGIO NUNZIO	0	0	1	0	0	0	0	0	4	0	0	0	0	0	0	0	0	0	0	0	0	0	0	0	0	0	0	0	0	0	0	0	0	0	0	0	0	0	0	0	0	0	0	0	0	0	0	0	1	0	0	0	0	0	0	6	2,64%							
20 SCANDALUZZI SILVIA	0	0	0	0	0	0	0	1	2	0	0	0	0	0	0	0	0	0	1	0	0	0	0	0	0	0	0	0	0	0	2	0	0	0	0	0	0	0	0	0	0	0	0	0	0	0	0	0	0	0	0	0	0	0	6	2,64%								
24 ZUCCOLO ESTELLA	0	0	0	0	0	0	0	0	0	0	0	0	0	0	0	0	0	0	0	0	0	0	2	0	0	0	0	0	1	0	0	2	0	0	0	0	0	0	0	0	0	0	0	0	1	0	0	0	0	0	0	0	0	0	0	6	2,64%							
7 CUFFARI ANTONINO	0	0	0	0	0	0	0	0	1	0	0	0	0	0	0	0	0	0	0	0	0	0	0	0	1	0	0	0	0	0	0	0	0	0	0	0	0	0	0	0	0	0	0	0	0	0	0	0	0	1	0	0	0	0	0	3	1,32%							
14 LINFANTI ANTONIO	0	0	0	0	0	0	0	0	0	0	0	0	0	0	0	0	0	0	0	0	0	0	0	0	0	0	0	0	0	0	0	0	0	0	0	0	0	0	0	0	0	0	0	0	0	0	0	0	0	0	0	0	0	0	0	3	1,32%							
18 MASSIMINI FELICE	0	0	0	0	0	0	0	0	0	0	0	0	0	0	0	0	0	0	0	0	0	0	0	0	0	0	0	0	0	0	0	0	0	0	0	0	0	0	0	0	0	0	0	0	0	0	0	0	0	0	0	0	0	0	0	3	1,32%							
22 VAI ANNA MARIA	0	0	0	0	0	0	0	1	0	0	0	0	0	0	0	0	0	0	0	0	0	0	0	1	0	0	0	0	1	0	0	0	0	0	0	0	0	0	0	0	0	0	0	0	0	0	0	0	0	0	0	0	0	0	0	3	1,32%							
1 ARRIGONI RINO	0	0	0	0	0	0	0	0	0	0	0	0	0	0	0	0	0	0	0	0	0	0	0	0	0	0	0	0	0	0	0	0	0	0	0	0	0	0	0	0	0	0	0	0	0	0	0	0	0	0	0	0	0	0	1	0,44%								
5 CHIRIVI' LUCIANO SALVATORE	0	0	0	0	0	0	0	0	0	0	0	0	0	0	0	0	0	0	0	0	0	0	0	0	0	0	0	0	0	0	0	0	0	0	0	0	0	0	0	0	0	0	0	0	0	0	0	0	0	0	0	0	0	0	1	0,44%								
8 DIANIN VALERIO	0	0	0	0	0	0	0	0	0	0	0	0	0	0	0	0	0	0	0	0	0	0	0	0	0	0	0	0	0	0	0	0	0	0	0	0	0	0	0	0	0	0	0	0	0	0	0	0	0	0	0	0	0	0	1	0,44%								
Totale Preferenze	0	2	9	5	3	4	4	4	16	6	0	1	5	5	5	0	0	1	7	2	2	1	11	4	1	0	4	4	1	2	6	4	8	10	0	4	1	5	11	6	2	6	9	5	5	0	4	3	5	2	1	2	2	0	1	5	4	4	2	1	0	227	100%	
Percentuali	0%	1%	4%	2%	1%	2%	2%	2%	7%	3%	0%	0%	2%	2%	2%	0%	0%	0%	3%	1%	1%	0%	5%	2%	0%	0%	2%	2%	0%	1%	3%	2%	4%	4%	0%	2%	0%	2%	5%	3%	1%	3%	4%	2%	2%	0%	2%	1%	2%	1%	0%	1%	1%	0%	0%	2%	2%	2%	1%	0%	0%	100%		

09 AGORA' LIBERI E FORTI PER VIGEVANO																																																																	
Sezioni scrutinate (su 61 totali) n: 61																																																															TOTALI		
N.	Nome del candidato																																																													N.	%		
14	SPECIALE GIOVANNI	0	2	2	0	1	0	4	0	0	0	3	3	1	1	1	0	0	0	1	0	3	2	2	7	0	0	2	2	1	10	0	0	2	3	3	1	0	4	0	0	2	0	0	4	0	6	4	0	0	2	1	1	2	6	3	0	2	0	0	94	22,49%			
3	BELLAZZI GIULIA ALESSIA	0	2	0	1	0	2	0	1	1	0	1	1	0	0	0	1	0	0	0	0	0	0	2	0	3	0	1	0	5	0	0	1	1	0	0	5	7	1	0	3	2	0	0	0	0	3	0	0	0	3	5	2	0	2	3	0	1	0	1	61	14,59%			
11	MARUSSI GILBERTO	2	2	1	1	0	0	4	1	1	0	0	0	3	0	2	0	6	0	1	0	0	0	3	0	0	0	0	4	1	1	2	3	5	0	2	0	1	0	0	1	2	0	2	0	0	1	0	2	0	1	1	0	0	1	1	0	0	59	14,11%					
1	ARGENTON ANGELO VALENTINO	0	0	1	0	0	0	0	0	1	0	0	0	0	0	0	0	0	1	3	0	0	0	0	0	0	0	2	1	1	0	0	1	0	2	1	2	1	2	0	1	0	6	0	0	0	0	0	1	1	2	2	10	3	0	1	2	1	0	0	50	11,96%			
6	CIVIDATI MARINO	0	0	0	0	0	0	2	1	0	1	0	0	0	0	0	0	0	0	1	0	0	1	1	0	0	0	1	4	2	5	3	1	0	0	1	0	0	0	0	0	2	0	0	0	0	0	0	0	0	0	5	1	0	1	6	0	1	0	0	40	9,57%			
12	MIGLIARDI FRANCESCA	0	1	2	0	0	0	0	0	0	0	0	0	0	0	1	0	3	0	0	0	1	0	0	1	2	0	0	0	0	1	0	0	1	3	0	4	1	0	1	0	2	0	0	0	0	0	0	2	0	1	0	2	0	1	0	0	0	30	7,18%					
10	INCERTI RAFFAELLA	0	1	0	0	0	1	7	0	0	0	0	0	1	0	0	1	3	0	2	0	0	0	0	0	0	0	0	0	0	0	0	0	0	1	0	0	0	0	0	0	0	1	0	0	0	0	0	0	0	0	0	0	0	0	0	0	0	19	4,55%					
5	BRUSTIA GIOVANNI	3	0	2	0	0	0	0	0	0	0	0	0	3	0	0	0	0	0	0	2	1	0	0	0	0	0	0	0	0	0	0	0	0	0	0	0	0	0	2	0	0	0	0	0	0	0	0	0	1	0	0	0	0	0	0	15	3,59%							
4	BARONI GIULIA	1	1	0	0	0	0	0	1	0	0	0	0	0	0	0	0	0	0	1	0	2	0	0	2	0	1	0	0	0	2	0	0	0	0	0	0	0	0	0	0	0	0	0	0	0	0	0	0	0	1	2	0	0	0	0	0	0	14	3,35%					
9	GIACOBBE GIORGIO GABRIELE	1	0	0	0	0	0	1	0	1	0	0	0	0	0	0	0	2	0	0	2	1	0	0	0	0	0	0	0	0	0	0	0	0	0	1	0	0	0	0	1	0	0	0	0	0	0	0	0	0	1	0	0	0	0	0	0	11	2,63%						
2	ARIOLI MARINA	1	0	0	0	0	0	0	0	0	0	0	0	1	0	0	0	0	0	0	2	0	0	0	0	0	0	0	0	0	0	0	0	0	0	0	0	0	0	0	0	0	0	0	0	0	0	0	0	1	0	1	0	0	0	0	0	7	1,67%						
8	FURRU LAURA	0	0	0	0	0	0	0	0	0	0	0	0	0	0	0	2	0	0	0	0	0	0	0	0	0	0	1	0	0	0	0	0	0	0	0	0	0	0	0	0	0	0	0	0	0	0	0	0	2	0	0	0	0	0	0	0	6	1,44%						
15	TORTI ALESSANDRO	0	1	0	0	0	0	0	0	0	0	0	0	0	0	0	0	0	0	0	0	0	1	0	0	1	0	0	0	0	0	0	0	0	0	0	0	0	0	0	0	0	0	0	0	0	0	0	0	0	0	2	0	0	0	0	0	5	1,20%						
7	COVIZZOLI GABRIELLA	0	0	0	0	0	0	0	0	0	0	0	0	0	0	0	0	0	0	0	0	1	0	0	0	0	0	0	0	0	0	0	0	0	0	0	0	0	0	0	0	0	0	0	0	0	0	0	0	0	0	0	1	0	0	2	0	0	0	0	4	0,96%			
13	PASCARELLI COSIMO DAMIANO	0	0	0	0	0	0	0	0	0	0	0	0	0	0	0	0	0	0	0	0	0	0	0	0	0	0	0	0	0	0	0	0	0	0	0	0	0	0	0	0	0	0	0	0	0	0	0	0	0	0	0	0	0	0	3	0,72%								
16	ZACCARO ANDREA	0	0	0	0	0	0	0	0	0	0	0	0	0	0	0	0	0	0	0	0	0	0	0	0	0	0	0	0	0	0	0	0	0	0	0	0	0	0	0	0	0	0	0	0	0	0	0	0	0	0	0	0	0	0	0,00%									
17	---	0	0	0	0	0	0	0	0	0	0	0	0	0	0	0	0	0	0	0	0	0	0	0	0	0	0	0	0	0	0	0	0	0	0	0	0	0	0	0	0	0	0	0	0	0	0	0	0	0	0	0	0	0	0	0,00%									
18	---	0	0	0	0	0	0	0	0	0	0	0	0	0	0	0	0	0	0	0	0	0	0	0	0	0	0	0	0	0	0	0	0	0	0	0	0	0	0	0	0	0	0	0	0	0	0	0	0	0	0	0	0	0	0	0,00%									
19	---	0	0	0	0	0	0	0	0	0	0	0	0	0	0	0	0	0	0	0	0	0	0	0	0	0	0	0	0	0	0	0	0	0	0	0	0	0	0	0	0	0	0	0	0	0	0	0	0	0	0	0	0	0	0	0	0,00%								
20	---	0	0	0	0	0	0	0	0	0	0	0	0	0	0	0	0	0	0	0	0	0	0	0	0	0	0	0	0	0	0	0	0	0	0	0	0	0	0	0	0	0	0	0	0	0	0	0	0	0	0	0	0	0	0	0	0,00%								
21	---	0	0	0	0	0	0	0	0	0	0	0	0	0	0	0	0	0	0	0	0	0	0	0	0	0	0	0	0	0	0	0	0	0	0	0	0	0	0	0	0	0	0	0	0	0	0	0	0	0	0	0	0	0	0	0	0,00%								
22	---	0	0	0	0	0	0	0	0	0	0	0	0	0	0	0	0	0	0	0	0	0	0	0	0	0	0	0	0	0	0	0	0	0	0	0	0	0	0	0	0	0	0	0	0	0	0	0	0	0	0	0	0	0	0	0	0,00%								
23	---	0	0	0	0	0	0	0	0	0	0	0	0	0	0	0	0	0	0	0	0	0	0	0	0	0	0	0	0	0	0	0	0	0	0	0	0	0	0	0	0	0	0	0	0	0	0	0	0	0	0	0	0	0	0	0	0,00%								
24	---	0	0	0	0	0	0	0	0	0	0	0	0	0	0	0	0	0	0	0	0	0	0	0	0	0	0	0	0	0	0	0	0	0	0	0	0	0	0	0	0	0	0	0	0	0	0	0	0	0	0	0	0	0	0	0	0,00%								
Totale Preferenze		8	10	8	2	1	3	16	5	5	0	5	4	9	1	4	1	17	1	6	9	4	6	6	4	14	0	6	3	6	9	21	8	5	10	16	5	10	8	12	5	0	15	5	0	8	4	1	10	5	5	7	11	25	10	4	11	16	2	4	0	2	418	100%	
Percentuali		2%	2%	2%	0%	0%	1%	4%	1%	1%	0%	1%	1%	2%	0%	1%	0%	4%	0%	1%	2%	1%	1%	1%	1%	3%	0%	1%	1%	1%	2%	5%	2%	1%	2%	4%	1%	2%	2%	2%	3%	1%	0%	4%	1%	0%	2%	1%	0%	2%	1%	1%	2%	3%	6%	2%	1%	3%	4%	0%	1%	0%	0%	100%	


10 LEGA NORD SALVINI


10 LEGA NORD SALVINI																																																																
																																																																
Sezioni scrutinate (su 61 totali) n:	61	1	2	3	4	5	6	7	8	9	10	11	12	13	14	15	16	17	18	19	20	21	22	23	24	25	26	27	28	29	30	31	32	33	34	35	36	37	38	39	40	41	42	43	44	45	46	47	48	49	50	51	52	53	54	55	56	57	58	59	60	61	TOTALI	
N.	Nome del candidato																																																												N.	%		
1	CEFFA ANDREA																																																												288	19,53%		
7	SALA MICHELA																																																												169	11,46%		
15	ROGNONI ISMAELE																																																												146	9,90%		
2	AVALLE BRUNELLA																																																												87	5,90%		
12	COMOLLI MARCO																																																												68	4,61%		
3	BUFFONINI ANGELO																																																												67	4,54%		
6	CHIAPPAROLI ENRICO																																																												63	4,27%		
5	FABRIS VALERIA																																																												60	4,07%		
13	RODOLFO CARMEN MARIA																																																												57	3,86%		
10	CARIGNANO DANIELA																																																												56	3,80%		
8	ONORI GIULIO																																																												53	3,59%		
17	GORI ACETO RAFFAELE																																																												47	3,19%		
20	ARCURI DAVIDE																																																												46	3,12%		
19	SUVILLA SAMANTAH																																																												42	2,85%		
21	COLLATI ALESSANDRO																																																												37	2,51%		
9	COLONNA ROBERTO																																																												34	2,31%		
14	MEDONI MATTEO																																																												34	2,31%		
22	MASTRAPASQUA FABIO ANTONIO																																																												25	1,69%		
11	SERATI ALESSANDRO																																																												20	1,36%		
16	POLATO STEFANO																																																												19	1,29%		
23	DAINESI DILETTA																																																												18	1,22%		
24	MARINONI DIMITRI																																																												17	1,15%		
4	CANESSA BERNARDINO PAOLO																																																												14	0,95%		
18	MANFRIN DONATELLA																																																												8	0,54%		
Totale Preferenze		31	23	29	14	15	46	22	24	17	31	23	17	26	22	16	28	10	29	24	19	21	21	20	32	25	25	29	15	14	20	28	30	39	37	13	23	19	49	38	34	38	22	8	6	25	25	38	15	21	14	17	30	68	28	22	24	27	21	13	15	0	1.475	100%
Percentuali		2%	2%	2%	1%	1%	3%	1%	2%	1%	2%	2%	1%	2%	1%	1%	2%	1%	2%	2%	1%	1%	1%	1%	2%	2%	2%	2%	1%	1%	1%	2%	2%	3%	3%	1%	2%	1%	3%	3%	2%	3%	1%	1%	0%	2%	2%	3%	1%	1%	1%	1%	2%	5%	2%	1%	2%	2%	1%	1%	1%	0%	100%	

11 FRATELLI D'ITALIA ALLEANZA NAZIONALE LISTA CIVICA																																																																
																																																																
Sezioni scrutinate (su 61 totali) n: 61																																																																
N.	Nome del candidato																																																													TOTALI		
N.	1	2	3	4	5	6	7	8	9	10	11	12	13	14	15	16	17	18	19	20	21	22	23	24	25	26	27	28	29	30	31	32	33	34	35	36	37	38	39	40	41	42	43	44	45	46	47	48	49	50	51	52	53	54	55	56	57	58	59	60	61	N.	%	
2	1	2	4	0	1	1	0	6	0	0	0	2	3	0	0	2	1	0	0	1	1	0	0	1	2	2	1	1	2	0	0	0	1	0	2	0	1	4	2	1	3	1	2	0	0	1	0	1	0	1	1	0	0	2	0	2	3	0	0	2	0	0	64	29,22%
1	2	0	2	1	1	1	0	1	0	0	0	5	2	9	1	0	0	0	4	1	1	0	1	0	0	0	0	0	0	0	0	0	3	2	0	0	1	0	0	2	0	0	2	0	0	2	0	1	1	0	2	0	0	0	0	0	0	2	0	0	51	23,29%		
4	0	1	0	0	1	1	1	1	1	0	3	0	2	0	5	2	2	0	3	3	0	0	0	0	0	0	1	0	0	0	1	1	0	2	0	0	0	0	1	0	0	1	0	0	0	0	0	0	0	2	0	0	3	0	1	4	0	1	2	0	47	21,46%		
3	0	2	0	0	1	1	0	1	0	0	0	2	0	2	0	0	0	0	0	0	0	0	0	0	0	0	0	0	0	0	1	0	1	0	1	0	0	0	0	0	0	0	0	0	0	0	0	1	1	0	1	0	1	0	0	0	2	0	0	18	8,22%			
8	0	0	0	0	0	3	0	1	0	1	0	1	0	0	0	0	0	0	0	0	0	0	0	0	0	0	0	0	0	0	0	0	0	0	0	0	0	1	0	0	0	0	0	0	0	0	0	1	2	0	1	0	0	0	0	0	0	0	0	0	11	5,02%		
6	0	0	2	0	0	0	0	0	0	0	4	0	0	0	0	0	0	0	0	0	0	0	0	0	0	0	0	0	0	0	0	0	0	0	0	1	0	0	0	0	0	0	0	0	0	0	0	0	0	0	0	0	0	0	0	0	0	0	0	7	3,20%			
7	0	0	0	0	0	0	0	0	0	0	4	0	0	0	0	0	0	0	0	0	0	0	0	0	0	0	0	0	0	0	0	0	0	0	0	0	0	0	0	0	0	0	0	0	0	0	0	0	0	0	0	0	0	0	0	0	0	0	6	2,74%				
5	0	0	0	0	0	0	0	0	0	0	2	0	2	0	0	0	0	0	0	0	0	0	0	0	0	0	0	0	0	0	0	0	0	0	0	0	0	0	0	0	0	0	0	0	0	0	0	0	0	0	0	0	0	0	0	0	0	0	4	1,83%				
9	0	0	0	0	0	0	0	1	0	0	0	0	0	0	0	0	0	0	0	0	0	0	0	0	0	0	0	0	0	0	0	0	0	0	0	0	0	0	0	0	0	0	0	0	0	0	0	0	0	0	0	0	2	0	0	0	0	0	0	4	1,83%			
15	0	0	0	0	0	0	0	0	0	0	0	0	0	0	0	0	0	0	0	0	0	0	0	0	0	0	0	0	0	0	0	0	0	0	0	0	0	0	0	0	0	0	0	0	0	0	0	0	0	0	0	0	0	0	0	0	0	0	3	1,37%				
16	0	0	0	0	0	0	0	0	0	0	0	0	0	0	2	0	0	0	0	0	0	0	0	0	0	0	0	0	0	0	0	0	0	0	0	0	0	0	0	0	0	0	0	0	0	0	0	0	0	0	0	0	0	0	0	0	0	0	2	0,91%				
11	0	0	0	0	0	0	0	0	0	0	1	0	0	0	0	0	0	0	0	0	0	0	0	0	0	0	0	0	0	0	0	0	0	0	0	0	0	0	0	0	0	0	0	0	0	0	0	0	0	0	0	0	0	0	0	0	0	1	0,46%					
14	0	0	0	0	0	0	0	0	0	0	1	0	0	0	0	0	0	0	0	0	0	0	0	0	0	0	0	0	0	0	0	0	0	0	0	0	0	0	0	0	0	0	0	0	0	0	0	0	0	0	0	0	0	0	0	0	1	0,46%						
10	0	0	0	0	0	0	0	0	0	0	0	0	0	0	0	0	0	0	0	0	0	0	0	0	0	0	0	0	0	0	0	0	0	0	0	0	0	0	0	0	0	0	0	0	0	0	0	0	0	0	0	0	0	0	0	0	0	0	0,00%					
12	0	0	0	0	0	0	0	0	0	0	0	0	0	0	0	0	0	0	0	0	0	0	0	0	0	0	0	0	0	0	0	0	0	0	0	0	0	0	0	0	0	0	0	0	0	0	0	0	0	0	0	0	0	0	0	0	0	0	0,00%					
13	0	0	0	0	0	0	0	0	0	0	0	0	0	0	0	0	0	0	0	0	0	0	0	0	0	0	0	0	0	0	0	0	0	0	0	0	0	0	0	0	0	0	0	0	0	0	0	0	0	0	0	0	0	0	0	0	0	0	0,00%					
17	0	0	0	0	0	0	0	0	0	0	0	0	0	0	0	0	0	0	0	0	0	0	0	0	0	0	0	0	0	0	0	0	0	0	0	0	0	0	0	0	0	0	0	0	0	0	0	0	0	0	0	0	0	0	0	0	0	0	0,00%					
18	0	0	0	0	0	0	0	0	0	0	0	0	0	0	0	0	0	0	0	0	0	0	0	0	0	0	0	0	0	0	0	0	0	0	0	0	0	0	0	0	0	0	0	0	0	0	0	0	0	0	0	0	0	0	0	0	0	0	0	0,00%				
19	0	0	0	0	0	0	0	0	0	0	0	0	0	0	0	0	0	0	0	0	0	0	0	0	0	0	0	0	0	0	0	0	0	0	0	0	0	0	0	0	0	0	0	0	0	0	0	0	0	0	0	0	0	0	0	0	0	0	0	0,00%				
20	0	0	0	0	0	0	0	0	0	0	0	0	0	0	0	0	0	0	0	0	0	0	0	0	0	0	0	0	0	0	0	0	0	0	0	0	0	0	0	0	0	0	0	0	0	0	0	0	0	0	0	0	0	0	0	0	0	0	0	0,00%				
21	0	0	0	0	0	0	0	0	0	0	0	0	0	0	0	0	0	0	0	0	0	0	0	0	0	0	0	0	0	0	0	0	0	0	0	0	0	0	0	0	0	0	0	0	0	0	0	0	0	0	0	0	0	0	0	0	0	0	0	0,00%				
22	0	0	0	0	0	0	0	0	0	0	0	0	0	0	0	0	0	0	0	0	0	0	0	0	0	0	0	0	0	0	0	0	0	0	0	0	0	0	0	0	0	0	0	0	0	0	0	0	0	0	0	0	0	0	0	0	0	0	0	0,00%				
23	0	0	0	0	0	0	0	0	0	0	0	0	0	0	0	0	0	0	0	0	0	0	0	0	0	0	0	0	0	0	0	0	0	0	0	0	0	0	0	0	0	0	0	0	0	0	0	0	0	0	0	0	0	0	0	0	0	0	0	0	0,00%			
24	0	0	0	0	0	0	0	0	0	0	0	0	0	0	0	0	0	0	0	0	0	0	0	0	0	0	0	0	0	0	0	0	0	0	0	0	0	0	0	0	0	0	0	0	0	0	0	0	0	0	0	0	0	0	0	0	0	0	0	0	0,00%			
Totale Preferenze																																																																
3 5 8 1 4 7 1 11 1 2 1 24 5 15 3 7 3 2 4 5 5 0 1 1 2 2 2 1 2 1 2 5 3 3 3 1 1 6 4 1 4 4 4 2 0 4 1 3 5 1 5 3 3 0 5 0 3 9 1 3 5 0 219 100%																																																																
Percentuali																																																																
1% 2% 4% 0% 2% 3% 0% 5% 0% 1% 0% 11% 2% 7% 1% 3% 1% 1% 2% 2% 2% 2% 0% 0% 0% 0% 1% 1% 1% 0% 1% 0% 1% 2% 1% 1% 1% 0% 0% 3% 2% 0% 2% 2% 1% 0% 2% 0% 1% 2% 0% 2% 1% 1% 0% 2% 0% 1% 4% 0% 1% 2% 0% 100%																																																																

12 LISTA CIVICA NOI CON IL CUORE TEMPORIN SINDACO																																																															
																																																															
Sezioni scrutinate (su 61 totali) n:	1	2	3	4	5	6	7	8	9	10	11	12	13	14	15	16	17	18	19	20	21	22	23	24	25	26	27	28	29	30	31	32	33	34	35	36	37	38	39	40	41	42	43	44	45	46	47	48	49	50	51	52	53	54	55	56	57	58	59	60	61	TOTALI	
N.	Nome del candidato																																																												N.	%	
2	RIVELLINI CONCETTINA																																																												27	8,36%	
16	VERLICH MASSIMILIANO																																																												26	8,05%	
22	TRIVISONNO GIUSEPPINA																																																												26	8,05%	
1	PALOMBI FULVIO																																																												25	7,74%	
8	PELLEGRINO MARCELLO																																																												24	7,43%	
11	FORMAGGIO ALESSIA ANDREA																																																												21	6,50%	
7	CALI' GIOVANNI																																																												19	5,88%	
18	BOCCA CORSICO PICCOLINO MARIA CRISTINA																																																												18	5,57%	
3	PUDDU FABIO																																																												17	5,26%	
13	BIANDRATE FRANCESCO																																																												17	5,26%	
12	BRULLO ROBERTO																																																												16	4,95%	
14	BERTOGLIO BENEDETTO																																																												16	4,95%	
15	DI BENEDETTO PATRIZIA																																																												16	4,95%	
5	VIOLA GIOVANNI																																																												13	4,02%	
10	CANCELLIERI PIERFRANCESCO																																																												8	2,48%	
17	FONTANA MARIANGELA																																																												8	2,48%	
4	PASQUALI DANIELE																																																												7	2,17%	
6	CARESANA LUCA																																																												7	2,17%	
19	COLLI RICCARDO																																																												5	1,55%	
23	CHIARI VINCENZO																																																												4	1,24%	
21	ZUCCONELLI MARIA ROSA																																																												3	0,93%	
9	GAMBINI COSETTA																																																												0	0,00%	
20	MACCARINI PIERMARIO																																																												0	0,00%	
24	---																																																												0	0,00%	
Totale Preferenze	0	2	5	7	1	2	5	6	10	1	1	2	1	5	8	7	12	2	7	5	18	2	13	5	1	8	11	6	2	1	8	7	5	7	3	3	8	7	8	4	3	7	1	0	14	1	1	3	20	10	2	5	2	9	7	5	5	3	5	4	0	323	100%
Percentuali	0%	1%	2%	2%	0%	1%	2%	2%	3%	0%	0%	1%	0%	2%	2%	2%	4%	1%	2%	2%	6%	1%	4%	2%	0%	2%	3%	2%	1%	0%	2%	2%	2%	2%	1%	1%	2%	2%	2%	1%	1%	2%	0%	0%	4%	0%	0%	1%	6%	3%	1%	2%	1%	3%	2%	2%	1%	2%	1%	0%	100%		

14 POLO LAICO

																																																														TOTALI			
Sezioni scrutinate (su 61 totali) n: 61		1	2	3	4	5	6	7	8	9	10	11	12	13	14	15	16	17	18	19	20	21	22	23	24	25	26	27	28	29	30	31	32	33	34	35	36	37	38	39	40	41	42	43	44	45	46	47	48	49	50	51	52	53	54	55	56	57	58	59	60	61	N.	%	
N.	Nome del candidato																																																																
10	AMBROSINO GIOVANNI	2	0	0	0	0	7	1	2	2	2	1	0	1	1	1	1	2	2	0	1	0	7	3	4	2	0	1	0	3	1	0	5	7	0	1	2	0	1	0	6	2	0	0	0	3	1	7	7	7	3	0	3	1	4	9	8	4	3	2	0	135	22,39%		
2	BELLAZZI ELISABETTA	5	0	0	0	0	4	3	2	6	1	4	2	4	0	0	0	1	2	1	0	0	0	1	1	0	2	0	1	0	0	3	0	4	3	0	1	0	1	0	0	1	1	0	0	4	1	3	2	0	5	1	1	2	1	0	7	4	1	0	0	0	86	14,26%	
6	GIGLIO MARGHERITA	3	0	0	0	2	1	1	1	0	2	0	0	1	0	0	1	1	0	1	0	0	1	2	0	0	0	0	1	0	0	2	0	2	1	2	4	0	1	0	1	1	0	3	0	0	0	0	0	3	1	4	2	1	4	0	2	0	2	0	0	0	54	8,96%	
16	MEZZA ATTILIO PIETRO	0	0	0	0	1	7	0	0	1	0	1	0	1	0	0	1	0	0	3	0	6	0	0	0	0	1	3	1	0	1	0	0	1	0	0	0	0	0	0	0	2	2	5	0	0	0	1	0	0	1	0	2	1	0	0	0	1	0	0	0	43	7,13%		
12	COMOLLI PAOLO	0	2	0	0	1	0	0	2	1	0	2	1	1	0	0	0	0	0	0	0	2	0	0	0	0	0	0	1	0	0	6	1	0	1	2	0	1	0	0	0	1	0	0	0	0	1	0	1	0	0	0	0	2	0	1	1	0	0	0	31	5,14%			
5	GANZI CRISTINA	0	2	0	0	0	0	0	0	2	2	1	3	1	0	0	0	0	0	0	4	1	1	1	0	0	0	1	0	0	0	0	0	0	1	0	0	0	0	1	0	0	0	0	0	0	0	0	0	1	1	4	1	0	0	1	0	0	0	0	30	4,98%			
20	OTTOBRINI LUIGI	1	0	0	1	0	0	0	0	0	0	0	2	0	3	0	0	0	0	0	3	6	1	2	0	1	0	0	0	0	1	0	1	0	1	0	0	0	0	0	0	0	0	0	0	1	0	1	0	0	0	0	1	1	0	0	0	0	1	1	0	0	29	4,81%	
21	RANO FEDERICO	0	1	0	1	1	0	0	0	0	0	0	1	0	0	0	2	0	0	0	3	6	0	3	1	0	0	0	0	4	0	0	0	1	0	0	0	0	0	0	0	0	0	0	0	0	0	0	0	1	0	0	0	0	0	0	3	0	1	0	0	0	0	29	4,81%
22	ROLANDO RODOLFO	0	0	0	0	0	1	0	1	1	1	0	1	1	1	0	1	0	0	0	0	0	2	0	1	0	0	1	0	0	1	1	0	2	1	0	0	0	0	0	0	0	0	0	0	0	0	0	0	2	0	1	0	0	0	5	2	0	0	0	0	0	27	4,48%	
8	RUZZA CRISTINA	2	1	0	0	0	1	0	0	1	0	0	0	1	0	0	1	0	0	0	0	0	0	0	0	0	0	0	0	0	2	0	0	4	0	0	2	0	1	0	1	0	0	0	0	0	0	0	0	1	1	0	0	0	1	1	1	0	0	0	0	22	3,65%		
13	DULIO ANDREA	0	0	0	1	2	0	0	0	0	0	1	0	2	1	0	0	0	0	0	2	0	0	1	0	1	0	0	1	2	0	0	0	0	0	0	0	0	0	0	0	0	0	0	0	0	1	0	0	0	0	1	0	0	0	0	3	0	0	19	3,15%				
11	BORCHIO LUCA	1	0	0	0	0	0	0	0	1	0	0	0	4	0	0	1	0	0	0	0	0	0	1	0	0	0	0	0	0	0	2	0	0	0	0	0	0	0	0	0	0	0	0	1	0	0	0	0	0	0	0	2	0	0	0	0	0	0	13	2,16%				
3	CANTELLA NADIA	0	0	0	0	0	0	0	0	0	1	0	0	0	0	0	0	2	0	0	0	0	0	4	0	0	0	0	0	0	0	0	0	0	0	0	0	0	1	0	0	2	0	0	0	0	0	0	0	0	0	0	0	0	0	0	0	0	10	1,66%					
14	FERRACIN DANIELE	2	0	0	0	0	0	0	1	0	0	0	0	0	0	0	0	0	1	0	0	0	1	0	0	0	0	0	0	0	1	0	0	0	0	0	0	1	0	0	0	0	0	0	0	0	0	0	0	0	0	1	0	0	1	0	1	0	0	10	1,66%				
24	TOSI PAOLO FRANCESCO	0	0	0	0	0	2	0	0	0	1	0	0	0	0	0	0	0	0	1	0	0	0	0	0	0	0	0	2	0	0	0	0	0	0	0	0	1	0	0	0	0	0	0	0	0	0	0	0	0	0	0	0	0	1	0	0	0	2	0	10	1,66%			
7	PEGORARO JAJA	0	0	0	0	0	0	0	0	0	0	0	0	0	0	0	0	0	0	0	0	0	0	0	0	1	0	0	0	0	0	0	0	0	0	0	0	0	1	0	0	0	0	0	0	0	0	0	0	2	1	0	0	0	1	0	0	0	9	1,49%					
17	NOBILE MARCO	0	0	0	0	0	0	0	0	0	1	0	0	0	0	0	0	0	1	0	0	0	0	0	0	0	0	0	2	0	0	0	0	0	0	2	0	0	0	0	0	0	1	0	0	0	0	0	0	0	0	0	0	0	0	0	0	2	0	9	1,49%				
4	CUSCELA CLAUDIA	0	0	0	0	0	4	0	0	0	0	0	0	0	0	0	0	0	0	0	0	0	0	0	0	0	0	0	0	1	0	0	0	0	0	0	0	0	0	0	0	0	0	0	0	0	0	0	0	0	0	0	1	0	1	0	0	0	8	1,33%					
19	PIODI ROBERTO	0	0	0	1	0	2	0	0	1	0	1	1	0	0	0	0	0	0	0	0	0	0	0	0	0	0	0	0	0	0	0	0	0	0	0	0	0	0	0	0	0	0	0	0	0	0	0	0	0	0	0	1	0	0	0	0	1	0	8	1,33%				
9	ZURLO MONICA	0	0	0	1	1	0	0	0	0	0	1	0	0	0	0	0	0	0	0	0	0	0	0	0	0	0	0	0	0	0	0	0	0	0	0	0	0	0	0	0	0	0	0	0	0	0	0	0	0	0	1	0	0	0	0	0	0	6	1,00%					
23	TONDO KINE	3	0	0	0	0	1	0	0	0	0	0	0	0	0	0	1	0	0	0	0	0	0	0	0	0	0	0	0	1	0	0	0	0	0	0	0	0	0	0	0	0	0	0	0	0	0	0	0	0	0	0	0	0	0	0	0	0	6	1,00%					
1	AHMED ABDELAAL MOHAMED ASMAA	0	0	0	0	0	0	0	0	0	0	0	0	0	0	0	0	0	0	0	0	0	0	0	0	0	0	0	0	0	0	0	0	0	0	0	0	0	0	0	0	0	0	0	0	0	0	0	0	2	1	1	0	0	0	0	0	4	0,66%						
18	PANELLA PASQUALE	0	0	0	0	0	0	0	0	0	0	0	0	0	0	0	1	0	0	0	0	0	0	0	0	0	0	0	0	0	0	1	0	0	0	0	0	0	0	0	0	0	0	0	0	0	0	0	0	0	0	0	0	0	1	0	0	0	3	0,50%					
15	GARINI MARCO	0	0	0	0	0	0	0	0	0	0	0	0	1	0	0	0	0	0	0	0	0	0	0	0	0	0	0	0	0	0	0	0	0	0	0	0	0	0	0	0	0	0	0	0	0	0	0	0	0	0	0	0	0	0	0	1	0	0	0	0	2	0,33%		
Totale Preferenze		19	6	0	5	8	25	10	9	14	9	15	11	19	7	3	8	5	7	13	20	9	10	18	6	6	5	9	10	3	5	18	7	12	23	6	6	7	4	3	5	14	11	4	1	5	5	8	11	17	16	11	12	15	18	9	26	13	9	6	7	0	603	100%	
Percentuali		3%	1%	0%	1%	1%	4%	2%	1%	2%	1%	2%	2%	3%	1%	0%	1%	1%	1%	2%	3%	1%	2%	3%	1%	1%	1%	1%	2%	0%	1%	3%	1%	2%	4%	1%	1%	1%	1%	0%	1%	2%	2%	1%	0%	1%	1%	1%	2%	3%	3%	2%	2%	2%	3%	1%	4%	2%	1%	1%	1%	0%	100%		

16 PER VIGEVANO - BONECCHI SINDACO																																																																	
																																																																	
Sezioni scrutinate (su 61 totali) n: 61		1	2	3	4	5	6	7	8	9	10	11	12	13	14	15	16	17	18	19	20	21	22	23	24	25	26	27	28	29	30	31	32	33	34	35	36	37	38	39	40	41	42	43	44	45	46	47	48	49	50	51	52	53	54	55	56	57	58	59	60	61	TOTALI		
N.	Nome del candidato																																																														N.	%	
13	MADEO GIUSEPPE ANTONIO	15	7	7	4	6	6	4	12	23	19	6	6	5	4	4	5	9	9	13	7	11	5	8	8	1	3	10	4	3	1	10	11	6	11	9	5	3	13	4	5	7	8	1	1	7	0	8	10	4	9	3	11	18	9	6	4	16	3	2	8	0	437	20,68%	
1	BERETTA ROBERTA	3	6	3	3	8	9	8	3	5	2	1	3	2	8	2	5	6	1	11	3	0	0	5	3	0	0	3	0	3	0	4	0	3	4	0	2	6	1	2	1	0	3	1	0	6	7	3	2	6	1	0	4	4	2	4	3	0	4	0	1	0	180	8,52%	
22	SATTA SIMONE	2	8	1	1	9	7	3	1	6	2	1	0	1	4	2	7	4	4	9	2	0	1	2	2	1	1	2	1	0	4	3	6	4	2	0	0	1	1	3	1	0	3	2	0	4	3	0	0	0	1	0	0	7	7	2	1	2	5	0	0	0	146	6,91%	
7	BRESSANI MATTEO	0	6	1	1	0	1	6	1	1	4	5	8	1	6	3	4	5	1	3	0	1	2	2	1	1	1	2	1	0	0	6	1	4	9	1	2	2	0	0	0	1	3	2	0	1	0	2	0	1	6	1	2	9	0	0	2	2	6	4	0	0	135	6,39%	
2	BONZANINI MARTA	2	0	10	7	4	1	7	5	1	2	1	4	1	1	0	6	0	0	3	1	1	1	1	2	3	1	3	2	0	1	0	1	1	3	3	0	0	2	0	0	2	0	0	0	1	4	1	0	3	0	0	0	1	1	0	0	0	0	1	0	95	4,50%		
8	CIRILLO SALVATORE	0	2	0	0	2	0	2	0	3	0	0	0	0	0	2	1	10	1	11	7	1	2	1	1	1	2	0	0	3	4	0	0	1	1	3	4	4	5	1	0	0	1	0	0	2	1	0	0	4	1	0	0	1	1	4	0	0	0	0	0	0	90	4,26%	
23	SCARIONI ANTONIO	0	0	0	5	2	7	0	0	0	3	0	0	0	1	0	1	0	0	3	0	2	0	5	2	0	1	0	0	14	1	2	4	3	0	0	2	4	4	2	0	0	1	0	1	0	0	0	1	0	0	2	0	2	0	6	0	2	4	2	0	89	4,21%		
10	GORINI ELENA	1	1	7	2	0	0	1	1	4	3	2	3	0	5	1	6	1	5	1	2	0	0	1	0	1	0	1	1	0	1	0	3	3	1	0	3	1	0	0	0	1	1	0	0	2	3	0	0	2	0	0	4	3	2	0	1	2	0	3	0	0	86	4,07%	
24	VICO GIUSEPPE	0	0	10	2	0	3	4	8	5	1	5	0	1	3	0	3	1	0	2	6	1	0	2	1	0	0	0	0	0	2	0	0	0	2	2	3	0	0	0	0	1	2	0	0	0	0	0	2	0	0	2	0	1	1	1	0	1	3	3	1	0	0	85	4,02%
15	MIAVALDI NICOLÒ	5	0	1	1	1	3	0	1	0	0	3	0	1	4	2	0	0	1	3	2	0	2	0	2	3	3	0	0	0	4	2	0	1	0	2	1	0	1	0	1	6	1	1	0	3	0	1	1	4	0	0	0	4	1	3	0	6	0	0	1	0	82	3,88%	
5	BOSCO BARBARA	0	0	0	0	1	3	2	3	6	4	1	0	0	0	0	0	0	1	4	0	0	3	0	0	0	1	1	0	5	2	0	1	2	0	1	2	0	0	4	2	5	0	0	2	1	4	3	1	0	1	1	3	1	2	0	0	0	0	3	0	77	3,64%		
11	IOPPOLO ROSARIO	1	0	2	0	0	1	0	2	1	1	0	0	0	0	3	0	0	0	0	8	0	0	0	2	3	3	0	0	1	0	1	1	0	1	1	0	0	1	0	1	0	0	1	5	0	2	1	3	0	2	0	2	0	12	10	0	0	0	3	0	0	0	75	3,55%
3	BORRONI GIUSEPPE	4	5	1	0	2	0	6	0	2	1	1	2	0	1	1	3	0	0	0	1	1	0	2	1	0	0	2	1	1	0	0	0	1	0	1	1	2	1	2	4	3	0	0	0	1	1	1	1	0	0	4	3	0	0	2	0	0	0	0	0	66	3,12%		
21	PINATO GRAZIELLA	0	1	1	2	0	1	0	0	0	1	3	0	1	0	1	0	1	0	7	0	0	1	1	0	1	3	0	1	1	1	0	1	1	3	5	2	2	3	1	0	0	0	4	1	0	3	0	0	2	0	2	0	2	2	0	0	0	0	64	3,03%				
16	MISCHIATTI FLAVIA	1	1	0	2	0	3	1	0	1	0	1	0	0	2	1	5	0	0	5	0	0	0	2	1	0	0	0	0	1	0	3	0	0	1	0	2	0	5	0	0	0	1	16	0	2	0	0	0	0	0	1	3	0	0	0	0	0	0	1	0	62	2,93%		
4	BORTESI LUCIA	0	2	0	0	0	1	1	2	1	0	0	0	0	0	0	3	2	22	2	0	1	0	0	0	0	0	0	0	0	2	1	0	1	0	0	0	1	0	0	0	0	0	0	0	0	0	0	0	0	1	1	0	0	0	2	0	2	3	2	0	0	0	53	2,51%
17	MOLINA PIETRO GIOVANNI	0	1	0	1	0	0	0	0	2	2	0	2	0	2	0	5	1	8	2	1	0	3	2	0	1	0	0	0	0	0	0	0	1	1	1	0	3	0	1	0	0	0	0	0	2	0	0	1	0	0	0	1	2	0	0	1	3	0	1	0	51	2,41%		
9	FORNASARI ALVARO	0	0	0	0	0	1	0	0	2	1	1	0	1	0	0	0	1	0	11	0	0	0	1	1	0	0	1	1	0	1	0	1	0	0	0	2	6	5	2	0	1	0	0	1	0	0	0	0	0	0	1	1	0	0	2	1	1	0	0	0	48	2,27%		
19	NATALELLA GIOVANNA	0	1	0	0	1	0	0	4	2	7	1	2	0	0	0	0	0	2	1	1	0	0	1	0	0	1	0	0	1	3	0	0	0	0	0	0	0	1	0	0	1	0	0	0	2	0	0	0	0	1	0	1	5	2	0	0	0	2	2	0	1	0	46	2,18%
12	LOPEZ CEZON RAQUEL	0	4	2	0	0	1	0	0	0	0	0	0	0	2	0	4	0	0	0	0	0	0	0	0	0	0	0	0	1	3	0	0	1	0	1	0	0	0	0	0	0	0	2	0	1	0	3	6	0	0	0	0	0	2	6	0	0	0	0	0	1	0	41	1,94%
14	MASCHERPA PIERGIUSEPPE	0	0	0	1	4	5	4	1	0	1	1	2	0	0	0	1	0	0	0	0	0	0	0	0	0	0	0	0	0	0	0	1	0	0	1	0	1	2	0	0	1	3	1	0	0	2	2	0	0	0	0	1	0	0	3	0	0	0	0	0	38	1,80%		
6	BOSCO PAOLO	0	0	2	2	0	0	0	0	1	1	0	0	0	0	0	0	0	0	6	1	0	0	0	0	0	0	0	1	0	0	0	0	0	0	0	0	0	0	0	0	0	0	1	1	0	0	0	1	2	0	0	0	0	0	1	2	2	1	0	0	0	25	1,18%	
20	PERROTTI EDOARDO	0	0	0	0	0	0	2	0	0	0	0	0	2	1	0	0	0	0	1	1	0	0	2	0	0	0	0	5	0	1	1	0	0	0	0	1	0	0	0	0	0	2	0	0	0	0	0	0	0	0	0	2	0	0	1	0	1	0	0	0	23	1,09%		
18	MOLINARO PIERANGELO	0	0	0	1	0	0	4	0	0	0	1	2	0	4	0	0	0	0	0	1	1	0	0	0	0	0	0	0	0	0	0	0	0	0	0	0	0	0	0	0	0	0	1	0	0	0	0	0	0	1	1	0	0	0	0	0	0	0	0	19	0,90%			
Totale Preferenze		34	45	48	35	40	53	55	44	66	55	34	34	16	48	22	56	42	35	126	38	19	21	40	29	19	17	25	21	27	31	38	29	31	42	23	29	35	47	22	20	38	35	29	2	42	34	28	19	33	21	11	40	83	45	25	31	40	30	19	16	1	2.113	100%	
Percentuali		2%	2%	2%	2%	2%	3%	3%	2%	3%	3%	2%	2%	1%	2%	1%	3%	2%	2%	6%	2%	1%	1%	2%	1%	1%	1%	1%	1%	1%	2%	1%	2%	1%	1%	2%	2%	1%	1%	2%	2%	1%	0%	2%	2%	1%	1%	2%	1%	1%	2%	4%	2%	1%	1%	2%	1%	1%	1%	0%	100%				

Comune di Vigevano
ELEZIONI COMUNALI 2015 - Preferenze

17 PARTITO DEMOCRATICO

N.	Nome del candidato	Sezioni scrutinate (su 61 totali) n: 61																																																													TOTALI			
		1	2	3	4	5	6	7	8	9	10	11	12	13	14	15	16	17	18	19	20	21	22	23	24	25	26	27	28	29	30	31	32	33	34	35	36	37	38	39	40	41	42	43	44	45	46	47	48	49	50	51	52	53	54	55	56	57	58	59	60	61	N.	%		
7	CORSICO FACOLINI EMANUELE MASSIMILIANO (detto CARTEGGI)	6	3	9	3	0	4	12	4	19	6	20	7	5	12	2	14	6	2	6	3	10	5	12	6	2	8	5	2	1	1	5	7	6	4	2	7	4	1	6	7	10	1	1	0	3	2	1	5	0	1	1	3	14	6	3	11	6	1	8	3	0	324	18,33%		
22	TARTAGLIA DANIELA	2	0	5	0	3	4	6	3	0	0	0	3	0	1	4	3	2	4	10	2	2	1	8	1	6	2	4	4	0	2	3	0	0	3	37	7	1	3	1	5	0	4	1	0	5	3	2	10	1	1	0	3	2	4	0	3	3	2	6	5	1	198	11,20%		
3	BRANDOLINI ARIANNA	3	4	2	4	3	1	6	1	21	3	1	4	3	5	1	7	4	1	0	4	3	5	3	1	2	6	0	0	0	2	5	0	3	9	1	0	4	1	1	0	5	0	0	0	2	1	0	2	4	2	1	3	3	4	8	0	1	1	0	1	0	162	9,16%		
21	SPISSU ARIANNA	3	2	3	1	2	2	6	9	5	5	5	1	0	3	0	1	0	3	1	0	2	1	6	0	1	0	4	1	2	1	3	7	4	1	2	5	0	0	2	5	8	1	1	0	3	5	1	3	0	1	2	4	2	4	1	5	1	0	2	8	0	151	8,54%		
16	MOTTA CARLO ALBERTO	1	3	4	3	4	2	3	8	6	4	3	2	1	4	1	2	0	2	1	3	5	1	2	1	3	1	1	0	0	0	1	3	2	3	3	0	1	0	0	2	2	0	0	0	3	2	0	1	5	1	4	4	3	0	3	1	1	1	2	11	0	130	7,35%		
2	BOLOGNA MARCO	0	1	0	0	4	0	1	13	2	1	3	1	2	0	0	1	1	2	0	1	1	0	1	1	1	6	0	0	2	1	1	1	2	2	5	1	1	1	0	0	0	2	0	0	0	3	2	3	0	3	1	3	0	0	0	0	0	0	0	0	0	0	77	4,36%	
12	LA CORTE MASSIMILIANO	2	0	0	0	0	5	4	2	0	0	0	1	0	1	4	2	1	1	0	2	0	1	5	0	0	0	0	3	0	1	0	0	3	2	12	4	0	4	0	0	1	0	0	1	4	0	1	0	0	1	1	0	0	1	0	0	1	0	0	3	0	1	74	4,19%	
14	MARIN ROBERTO	0	1	1	2	0	1	3	3	1	3	0	0	0	0	0	0	1	0	0	0	0	1	0	0	0	1	0	1	0	0	0	5	4	1	3	5	0	0	0	1	3	0	0	1	10	7	0	1	0	3	2	0	3	0	1	0	0	1	0	4	0	74	4,19%		
15	MARRANO SALVATORE	0	2	2	0	0	1	0	0	0	1	0	4	0	2	0	1	1	10	0	0	0	0	1	0	2	2	0	0	0	0	4	1	1	0	0	4	0	3	0	1	0	0	0	0	1	0	2	1	0	0	2	0	0	5	1	1	5	3	0	7	0	71	4,02%		
17	PAGLIARULO VINCENZA (detta Enza)	0	0	0	1	0	1	0	1	1	0	0	4	1	1	3	2	1	4	0	0	0	0	0	1	0	0	0	0	0	4	1	2	0	2	5	1	6	0	1	7	1	0	0	3	1	3	1	0	1	3	0	1	1	0	1	0	0	0	66	3,73%					
10	GIRONDINI ANDREA	0	0	0	0	0	0	1	0	0	0	0	0	0	0	2	0	2	1	0	7	1	1	8	2	3	1	2	0	2	1	2	1	1	0	6	0	4	0	0	0	3	1	1	0	1	0	1	1	0	0	0	1	3	0	1	0	3	1	0	0	65	3,68%			
5	CAIMI ENRICA	0	2	6	3	3	0	1	6	5	1	1	0	0	4	1	0	0	1	0	2	2	0	1	0	2	0	0	1	0	0	2	1	1	0	6	3	0	0	0	0	0	0	2	0	0	0	1	0	1	0	0	0	0	1	0	0	0	0	1	0	62	3,51%			
19	PIZZI CARLO	0	0	0	1	3	1	3	4	2	1	0	1	0	2	0	4	1	0	0	0	0	3	5	0	1	1	0	0	0	1	0	0	0	1	0	2	1	1	1	1	3	2	0	1	1	1	1	3	2	0	1	0	0	0	1	0	0	1	2	1	0	0	60	3,39%	
1	AUGURUSA FRANCESCO	0	0	0	0	0	1	0	0	0	0	0	0	0	2	0	0	3	0	0	0	0	0	4	0	0	3	0	0	1	0	2	0	0	0	1	1	0	9	0	7	5	4	0	0	4	2	0	1	0	0	0	0	0	1	0	0	0	1	0	1	0	53	3,00%		
9	DULIO CHIARA	3	1	0	0	0	1	5	2	0	1	1	2	1	2	0	2	1	0	0	1	0	0	2	0	0	0	0	0	0	0	0	0	1	1	1	1	0	0	0	0	2	1	0	0	0	0	1	1	0	1	0	0	1	1	0	0	2	0	1	0	0	40	2,26%		
4	BRUSCO KATIA	0	0	0	0	0	1	0	0	0	0	0	0	0	0	0	1	0	4	3	0	2	0	1	2	2	7	1	0	1	0	0	0	0	2	0	0	1	1	0	0	0	1	0	0	0	0	0	0	0	0	0	0	0	0	0	2	0	1	0	0	0	0	33	1,87%	
18	PIPITONE ANNA MARIA	0	0	0	0	0	0	1	0	0	2	0	0	0	0	0	0	1	0	0	0	6	0	0	3	0	1	1	1	0	0	0	1	2	0	0	2	0	0	0	0	0	0	1	0	0	0	0	0	0	0	0	0	0	0	0	0	0	0	0	4	0	0	0	26	1,47%
6	CHINNICI EUGENIO	1	0	0	0	1	0	1	1	0	0	1	1	0	0	1	0	0	0	0	0	1	0	0	0	0	0	0	0	0	0	0	0	0	0	12	0	0	0	1	0	0	0	0	0	0	0	0	1	0	1	0	0	0	0	0	0	0	2	0	0	0	25	1,41%		
20	RIZZO SIMONE	0	0	4	0	0	0	1	3	1	1	1	0	0	0	0	1	2	1	0	0	0	0	0	0	0	0	0	1	0	0	0	0	0	0	0	0	0	0	0	0	2	1	0	0	0	0	0	0	0	0	0	0	0	0	0	0	0	0	0	0	23	1,30%			
24	VULLO GIUSEPPE	0	4	0	0	0	0	0	1	0	1	1	1	0	0	0	0	1	0	0	0	0	0	0	0	0	0	0	1	1	0	0	0	1	1	2	0	0	0	0	0	0	0	0	0	1	2	0	0	0	0	0	0	2	0	0	0	1	0	0	21	1,19%				
23	UNGOLO TIZIANA	0	0	0	0	0	0	0	1	0	0	1	1	0	0	0	0	0	1	0	0	2	0	0	1	0	0	0	0	0	0	0	0	0	0	2	0	1	0	0	0	1	0	0	0	0	0	0	0	0	0	0	0	0	0	0	0	0	0	0	0	13	0,74%			
11	IURIANELLO ROSARIA	0	0	0	0	0	0	0	0	0	0	0	0	0	0	0	0	0	0	0	0	0	0	0	0	0	0	0	0	0	0	0	0	2	2	3	0	0	2	0	0	0	0	0	0	0	0	0	0	0	0	0	0	0	0	0	0	1	0	0	1	1	0	12	0,68%	
13	LUNGARO FABIOLA	0	0	0	0	0	2	0	0	0	0	0	0	0	0	0	0	0	0	0	4	0	0	0	0	0	0	0	0	0	0	0	0	0	0	0	0	0	0	0	0	0	0	0	0	0	0	0	0	0	0	0	0	0	0	0	0	0	0	0	0	7	0,40%			
8	DAMENO DAILA	0	0	0	0	0	0	0	0	0	0	0	0	0	0	0	0	0	0	0	0	0	0	0	0	0	0	0	0	0	0	0	0	0	0	0	0	0	0	0	0	0	0	0	0	0	0	0	0	0	0	0	0	0	0	0	0	0	0	0	1	0,06%				
Totale Preferenze		21	23	36	18	23	27	54	62	63	30	38	33	13	39	18	43	26	38	26	18	43	19	52	24	25	41	19	16	7	11	36	30	30	34	80	50	29	37	11	30	52	24	4	4	40	31	18	35	11	17	17	20	35	33	17	25	26	16	26	42	2	1.768	100%		
Percentuali		1%	1%	2%	1%	1%	2%	3%	4%	4%	2%	2%	2%	1%	2%	1%	2%	1%	2%	1%	2%	1%	2%	1%	3%	1%	1%	2%	1%	1%	0%	1%	2%	2%	2%	2%	2%	5%	3%	2%	2%	1%	2%	3%	1%	0%	0%	2%	2%	1%	2%	1%	1%	1%	1%	2%	2%	1%	1%	1%	2%	0%	100%			